

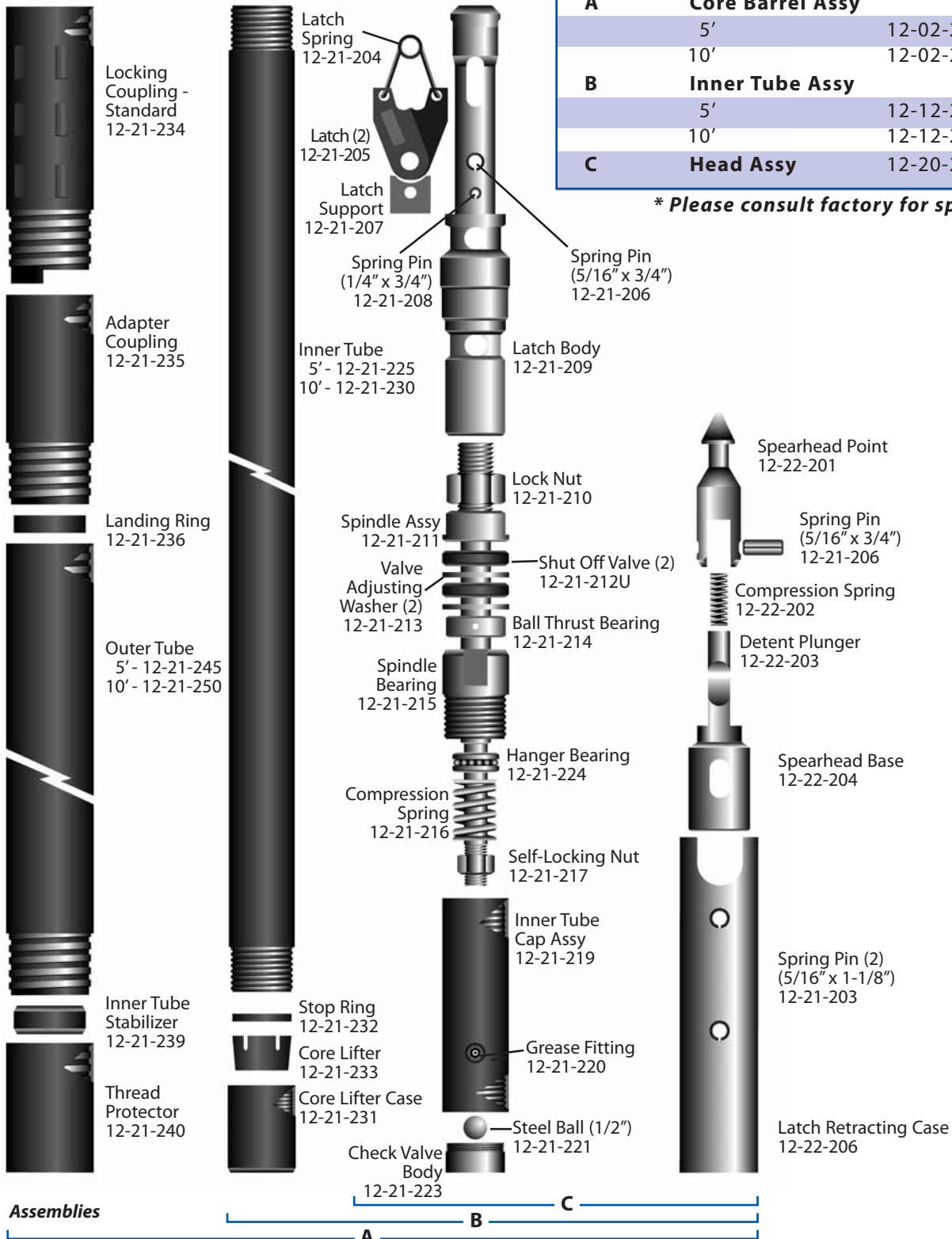


# WIRELINE CORE BARREL (AWL)

N&N Drilling Supply Mfr. • (800) 334-4927

ASSEMBLIES			
Group	Description	Part#	Weight (Lb)
<b>A</b>	<b>Core Barrel Assy</b>		
	5'	12-02-205	35
<b>B</b>	<b>Inner Tube Assy</b>		
	5'	12-12-205	11
<b>C</b>	<b>Head Assy</b>	12-20-202	6

*\* Please consult factory for special requirements.*



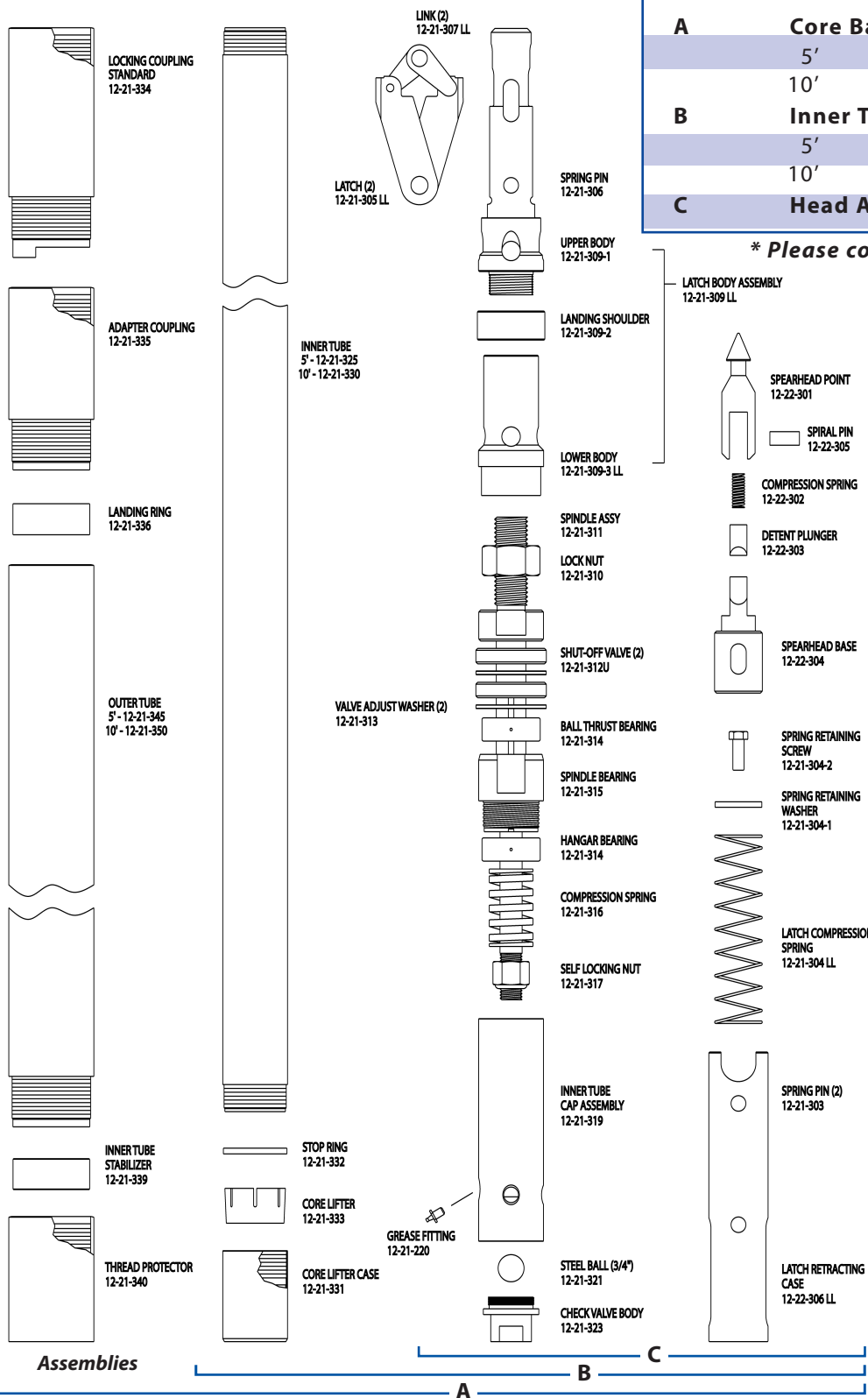


# WIRELINE CORE BARREL (BWL)

N&N Drilling Supply Mfr. • (800) 334-4927

ASSEMBLIES			
Group	Description	Part#	Weight (Lb)
<b>A</b>	<b>Core Barrel Assy</b>		
	5'	12-02-305	54
	10'	12-02-310	90
<b>B</b>	<b>Inner Tube Assy</b>		
	5'	12-12-305	21
	10'	12-12-310	28
<b>C</b>	<b>Head Assy</b>	12-20-302	12

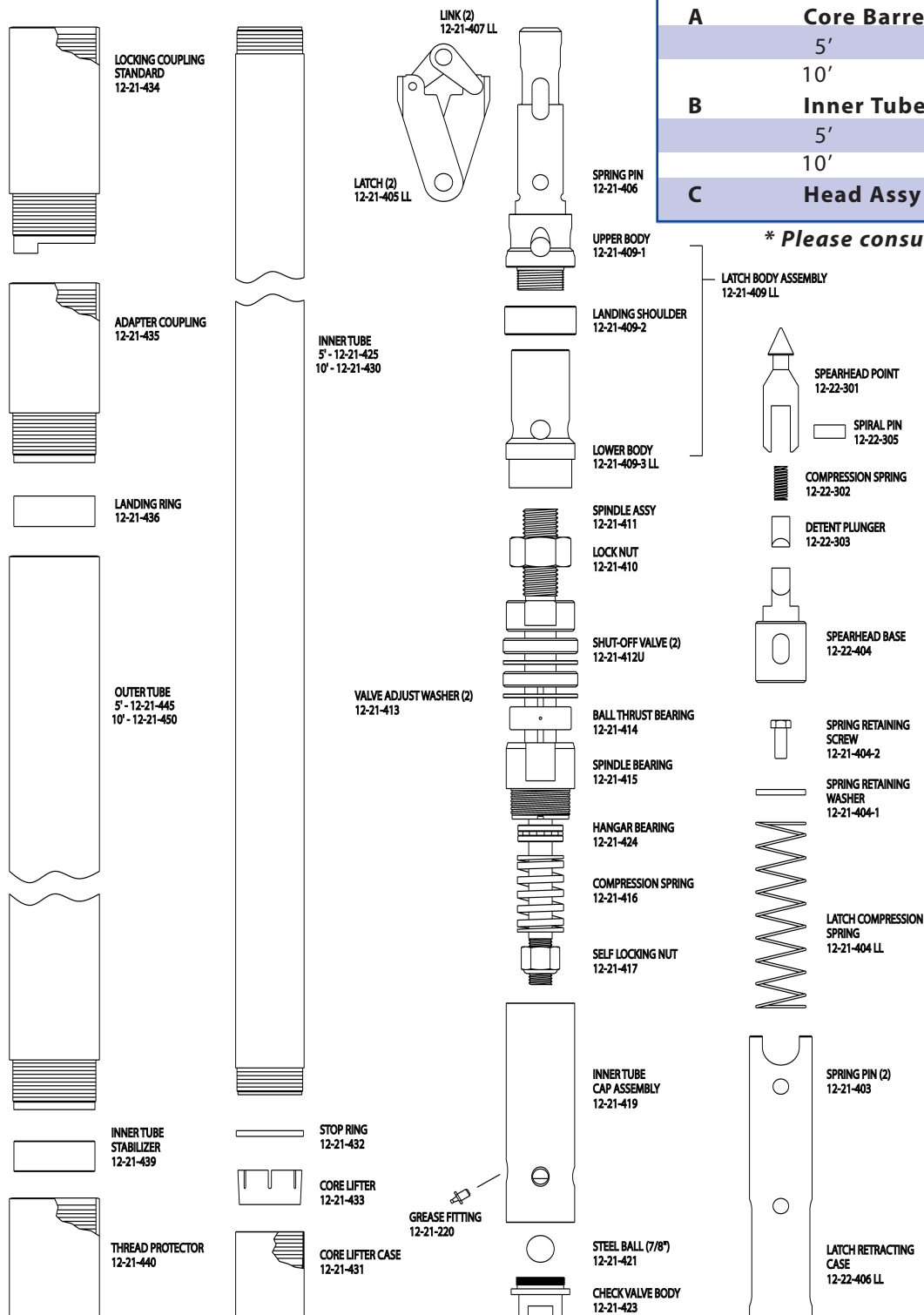
\* Please consult factory for special requirements.





# WIRELINE CORE BARREL (NWL)

N&N Drilling Supply Mfr. • (800) 334-4927



## ASSEMBLIES

Group	Description	Part#	Weight (Lb)
<b>A</b>	<b>Core Barrel Assy</b>		
	5'	12-02-405	90
	10'	12-02-410	138
<b>B</b>	<b>Inner Tube Assy</b>		
	5'	12-12-405	34
	10'	12-12-410	47
<b>C</b>	<b>Head Assy</b>	12-20-402	20

\* Please consult factory for special requirements.

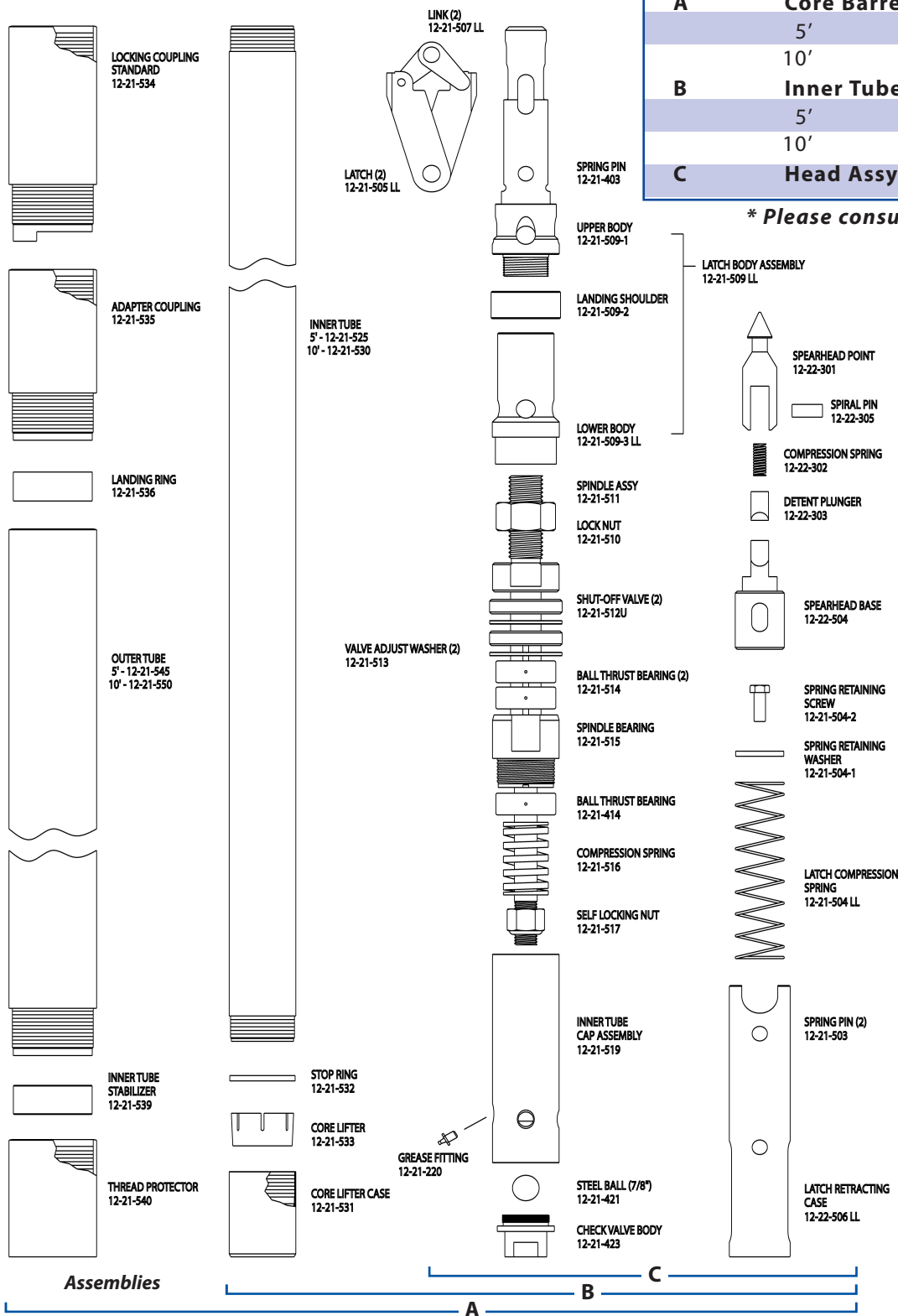
Assemblies





# WIRELINE CORE BARREL (HWL)

N&N Drilling Supply Mfr. • (800) 334-4927



## ASSEMBLIES

Group	Description	Part#	Weight (Lb)
<b>A</b>	<b>Core Barrel Assy</b>		
	5'	12-02-505	145
	10'	12-02-510	215
<b>B</b>	<b>Inner Tube Assy</b>		
	5'	12-12-505	61
	10'	12-12-510	79
<b>C</b>	<b>Head Assy</b>	12-20-502	41

\* Please consult factory for special requirements.

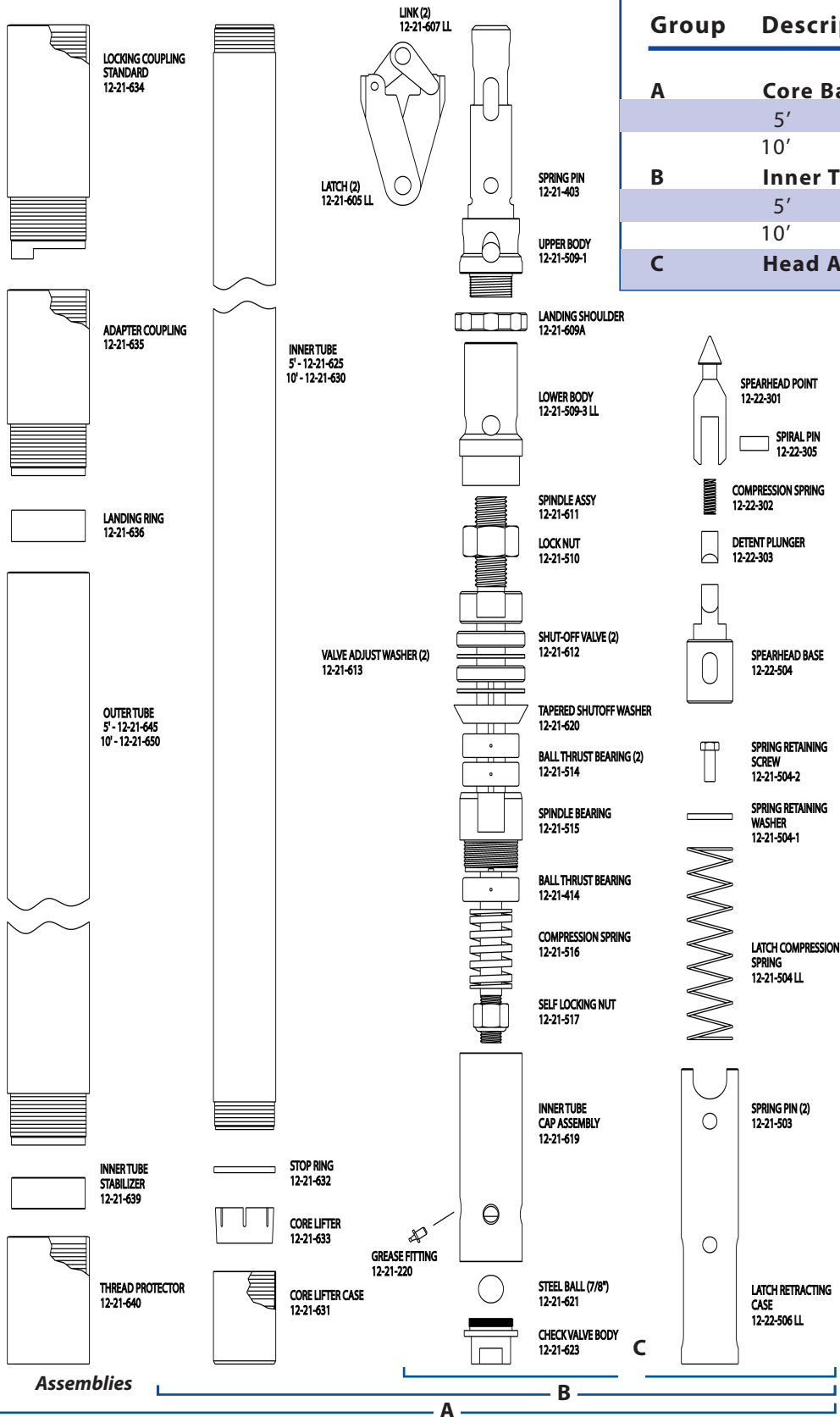




# WIRELINE CORE BARREL (PWL)

N&N Drilling Supply Mfr. • (800) 334-4927

ASSEMBLIES			
Group	Description	Part#	Weight (Lb)
<b>A</b>	<b>Core Barrel Assy</b>		
	5'	12-02-605	232
	10'	12-02-610	325
<b>B</b>	<b>Inner Tube Assy</b>		
	5'	12-12-605	116
	10'	12-12-610	142
<b>C</b>	<b>Head Assy</b>	12-20-602	87





N&N Drilling Supply Mfr. • (800) 334-4927



## HEAT TREATED OUTER TUBE

### 5'

AWL:	12-21-245HT
BWL:	12-21-345HT
NWL:	12-21-445HT
HWL:	12-21-545HT
PWL:	12-21-645HT

### 10'

AWL:	12-21-250HT
BWL:	12-21-350HT
NWL:	12-21-450HT
HWL:	12-21-550HT
PWL:	12-21-650HT



## CHROME PLATED OUTER TUBE

### 5'

AWL:	12-21-285
BWL:	12-21-385
NWL:	12-21-485
HWL:	12-21-585
PWL:	12-21-685

### 10'

AWL:	12-21-290
BWL:	12-21-390
NWL:	12-21-490
HWL:	12-21-590
PWL:	12-21-690



**N&N Drilling Supply Mfr. • (800) 334-4927**



**CHROME PLATED  
INNER TUBE**

<b>5'</b>	
AWL:	12-21-275
BWL:	12-21-375
NWL:	12-21-475
HWL:	12-21-575
PWL:	12-21-675
<hr/>	
<b>10'</b>	
AWL:	12-21-280
BWL:	12-21-380
NWL:	12-21-480
HWL:	12-21-580
PWL:	12-21-680



**CHROME PLATED  
INNER TUBE 6' EXTENSION**

AWL:	12-21-276
BWL:	12-21-376
NWL:	12-21-476
HWL:	12-21-576
PWL:	12-21-676

**INNER TUBE 6' EXTENSION**

AWL:	12-21-226
BWL:	12-21-326
NWL:	12-21-426
HWL:	12-21-526
PWL:	12-21-626



**INNER TUBE  
COUPLING**

AWL:	12-21-291
BWL:	12-21-391
NWL:	12-21-491
HWL:	12-21-591
PWL:	12-21-691




**INNER TUBE EXTENSION  
(Straight Hole  
Reaming Shell)**

AWL:	12-21-292 (3-5/8")
BWL:	12-21-392 (3-3/4")
NWL:	12-21-492 (3-1/4")
HWL:	12-21-592 (4-13/16")
PWL:	12-21-692 (5")



**N&N Drilling Supply Mfr. • (800) 334-4927**



**CARBIDE  
LOCKING COUPLING**

<b>2.5" Carbide</b>	
AWL:	12-21-282
BWL:	12-21-382
NWL:	12-21-482
HWL:	12-21-582
PWL:	12-21-682



**FULL HOLE  
LOCKING COUPLING**

AWL:	12-21-234H
BWL:	12-21-334H
NWL:	12-21-434H
HWL:	12-21-534H
PWL:	12-21-634H

**ADAPTER COUPLING OPTIONS**



**HEAT TREATED  
ADAPTER COUPLING**

AWL:	12-21-235HT
BWL:	12-21-335HT
NWL:	12-21-435HT
HWL:	12-21-535HT
PWL:	12-21-635HT



**FULL HOLE  
ADAPTER COUPLING**

AWL:	12-21-235H
BWL:	12-21-335H
NWL:	12-21-435H
HWL:	12-21-535H

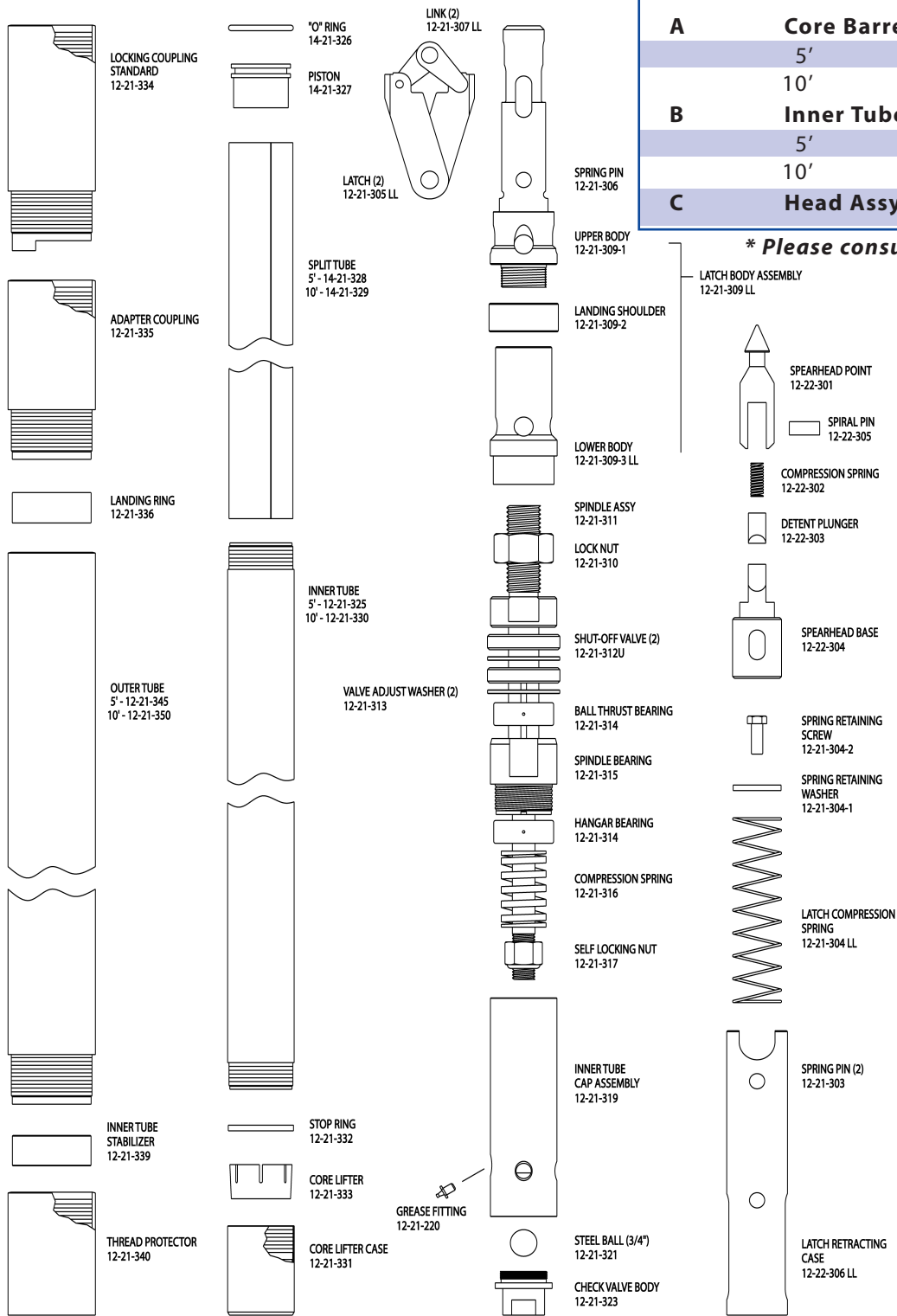


# WIRELINE CORE BARREL TRIPLE TUBE (BWL-3)

N&N Drilling Supply Mfr. • (800) 334-4927

ASSEMBLIES			
Group	Description	Part#	Weight (Lb)
<b>A</b>	<b>Core Barrel Assy</b>		
	5'	14-02-305	60
<b>B</b>	<b>Inner Tube Assy</b>		
	5'	14-12-305	26
<b>C</b>	<b>Head Assy</b>	12-20-302	12

*\* Please consult factory for special requirements.*



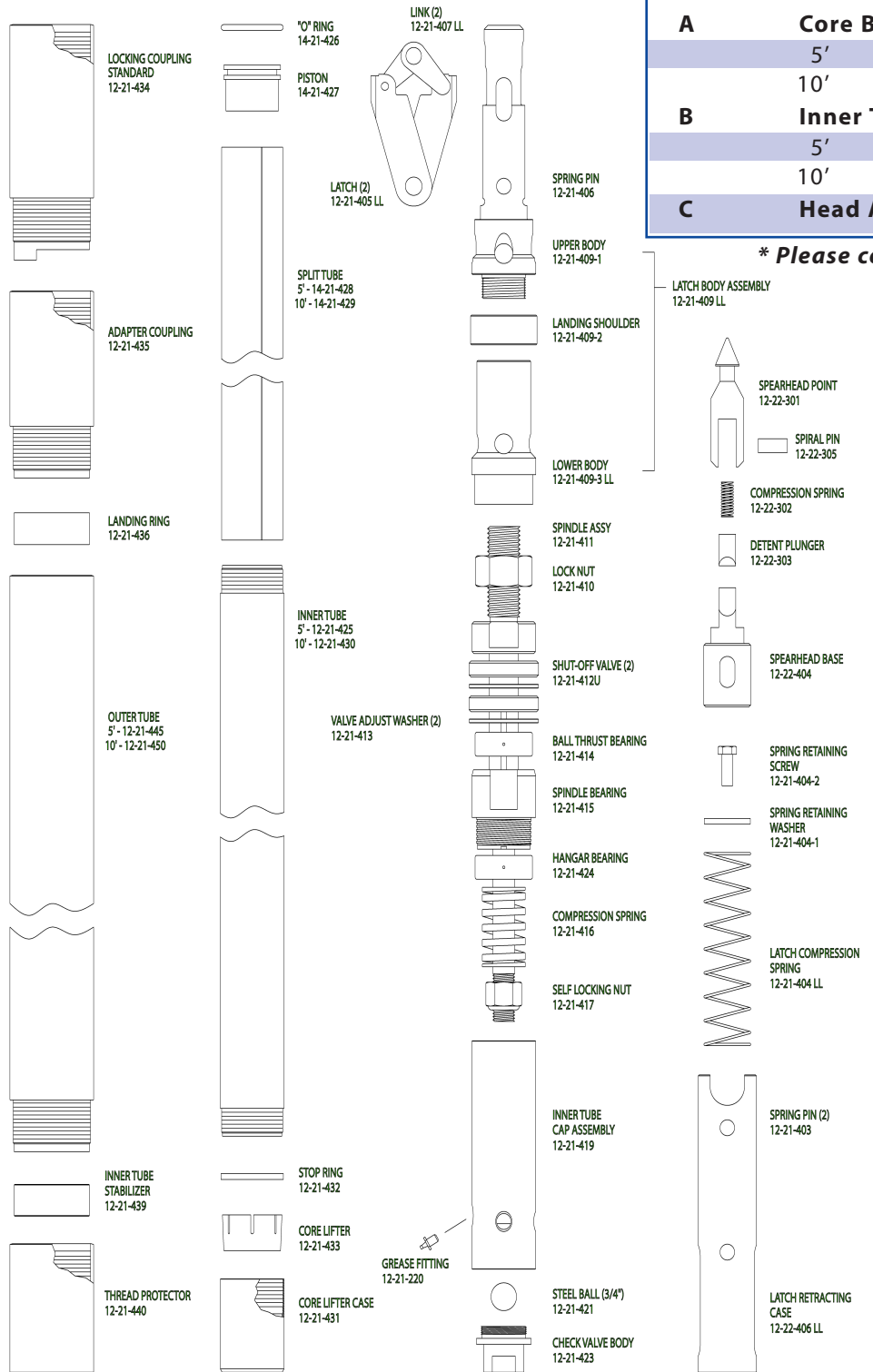
Assemblies





# WIRELINE CORE BARREL TRIPLE TUBE (NWL-3)

N&N Drilling Supply Mfr. • (800) 334-4927



## ASSEMBLIES

Group	Description	Part#	Weight (Lb)
<b>A</b>	<b>Core Barrel Assy</b>		
	5'	14-02-405	98
<b>B</b>	<b>Inner Tube Assy</b>		
	5'	14-12-405	41
<b>C</b>	<b>Head Assy</b>		
	10'	14-12-410	58
		12-20-402	20

*\* Please consult factory for special requirements.*

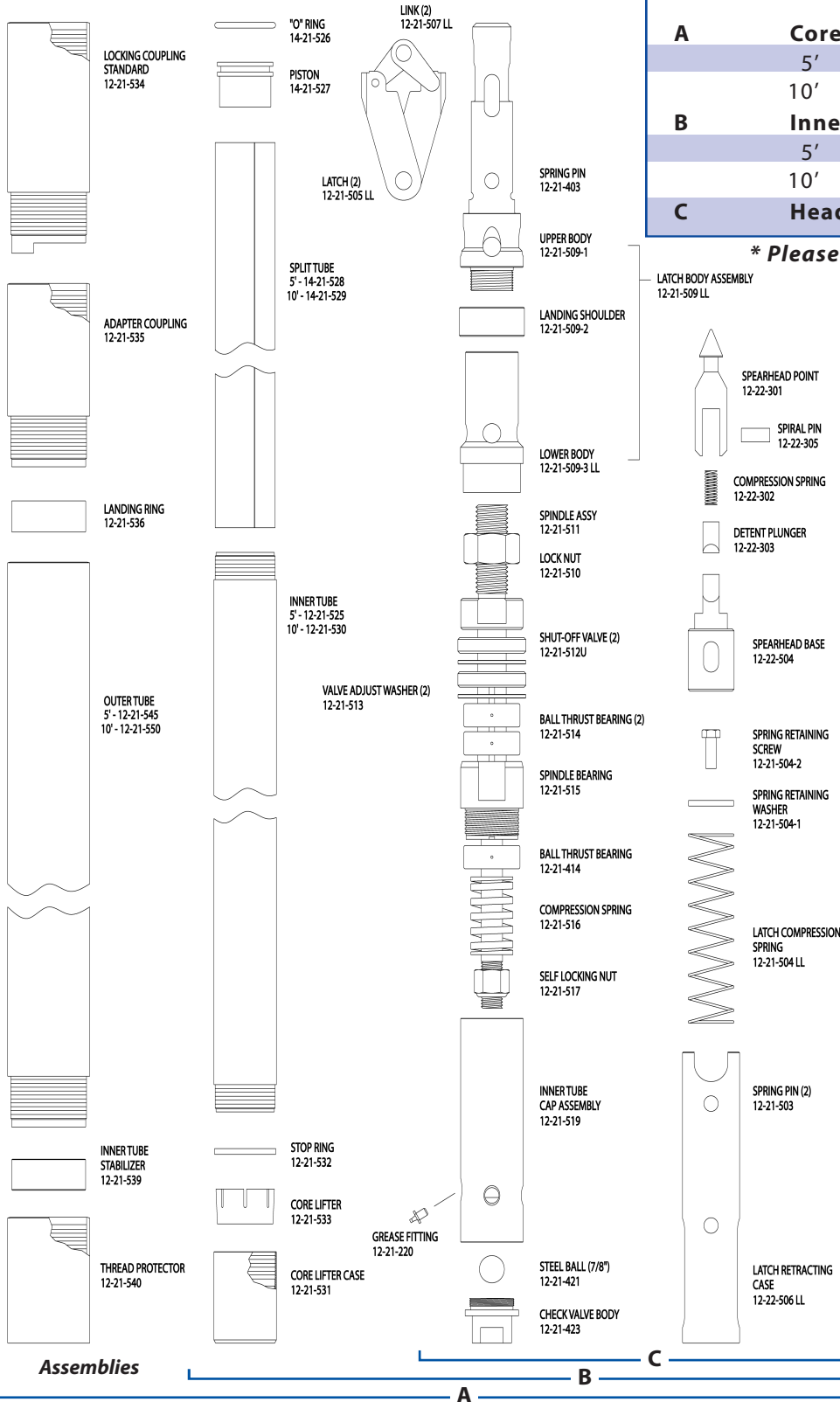


# WIRELINE CORE BARREL TRIPLE TUBE (HWL-3)

N&N Drilling Supply Mfr. • (800) 334-4927

ASSEMBLIES			
Group	Description	Part#	Weight (Lb)
<b>A</b>	<b>Core Barrel Assy</b>		
	5'	14-02-505	157
	10'	14-02-510	232
<b>B</b>	<b>Inner Tube Assy</b>		
	5'	14-12-505	72
	10'	14-12-510	96
<b>C</b>	<b>Head Assy</b>	12-20-502	41

*\* Please consult factory for special requirements.*



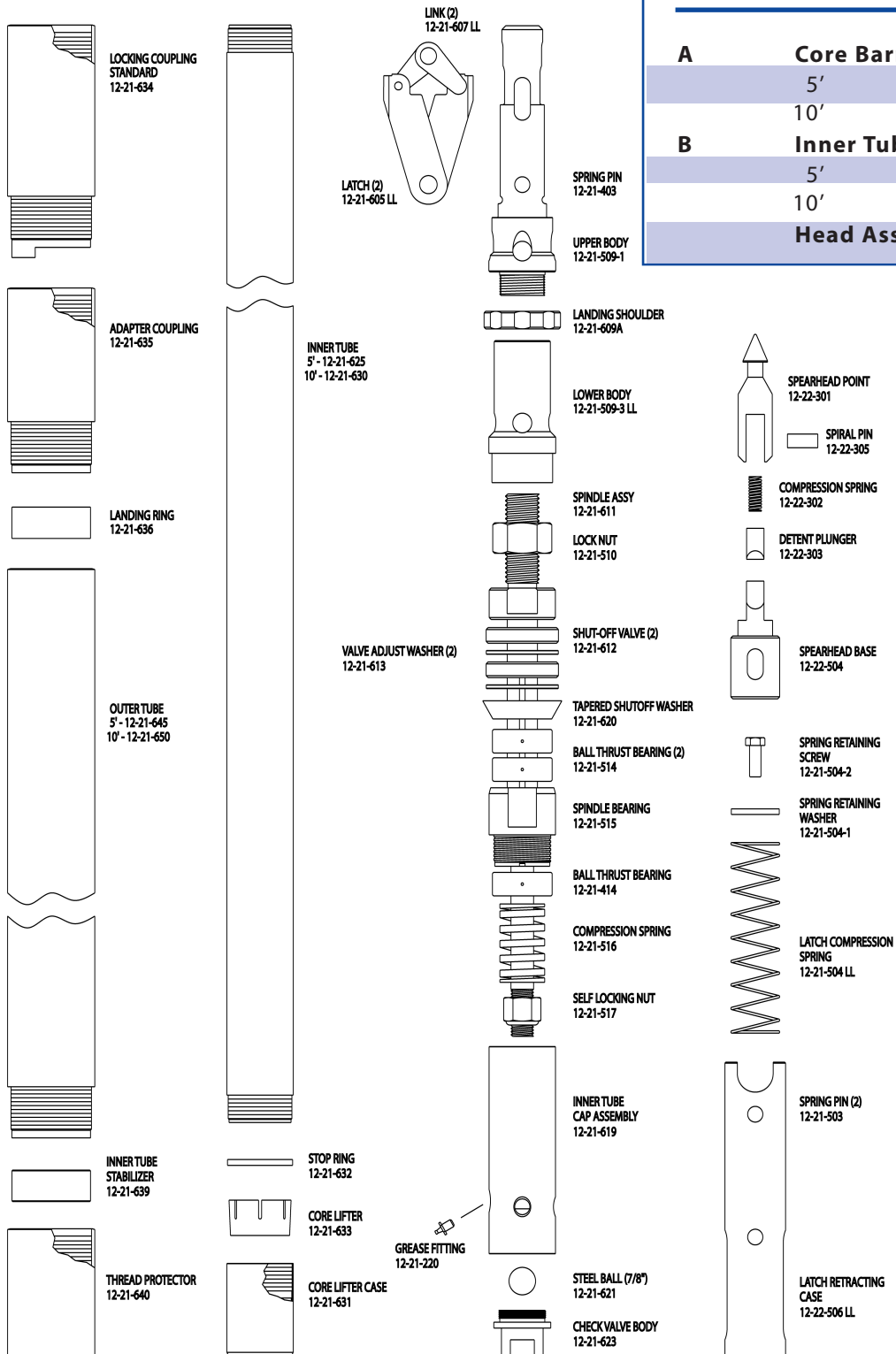


# WIRELINE CORE BARREL TRIPLE TUBE (PWL-3)

N&N Drilling Supply Mfr. • (800) 334-4927

## ASSEMBLIES

Group	Description	Part#	Weight (Lb)
<b>A</b>	<b>Core Barrel Assy</b>		
	5'	14-02-605	249
	10'	14-02-610	351
<b>B</b>	<b>Inner Tube Assy</b>		
	5'	14-12-605	133
	10'	14-12-610	167
	<b>Head Assy</b>	12-20-602	87



Assemblies

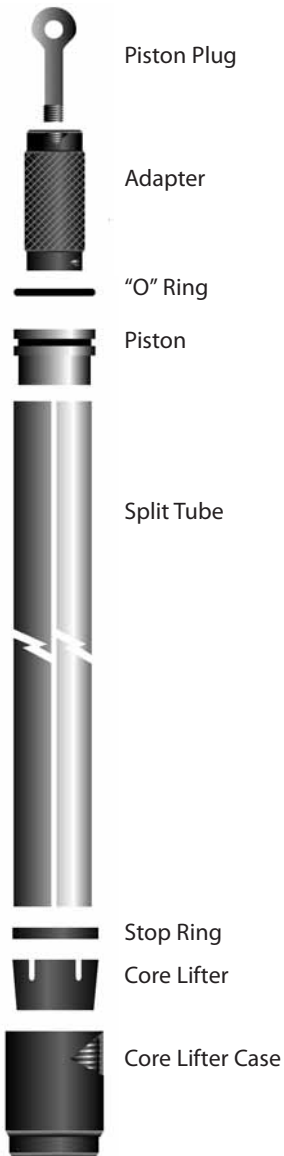






Type	<u>ASSEMBLIES</u>			
	Part#	Weight (Lb)	Part#	Weight (Lb)
	<b>(5')</b>		<b>(10')</b>	
<b>BWL-3</b>	12-19-305	6	12-19-310	10
<b>NWL-3</b>	12-19-405	9	12-19-410	14
<b>HWL-3</b>	12-19-505	13	12-19-510	18
<b>PWL-3</b>	12-19-605	15	12-19-610	20

*\* Please consult factory for special requirements.*



<b>Piston Plug</b>	
BWL-3:	14-21-338
NWL-3:	14-21-338
HWL-3:	14-21-338
PWL-3:	14-21-338

<b>Adapter</b>	
BWL-3:	14-21-337
NWL-3:	14-21-437
HWL-3:	14-21-537
PWL-3:	14-21-637

<b>"O" Ring</b>	
BWL-3:	14-21-326
NWL-3:	14-21-426
HWL-3:	14-21-526
PWL-3:	14-21-626

<b>Piston</b>	
BWL-3:	14-21-327
NWL-3:	14-21-427
HWL-3:	14-21-527
PWL-3:	14-21-627

<b>Split Tube (5')</b>	
BWL-3:	14-21-328
NWL-3:	14-21-428
HWL-3:	14-21-528
PWL-3:	14-21-628

<b>Split Tube (10')</b>	
BWL-3:	14-21-329
NWL-3:	14-21-429
HWL-3:	14-21-529
PWL-3:	14-21-629

<b>Stop Ring</b>	
BWL-3:	14-21-332
NWL-3:	14-21-432
HWL-3:	14-21-532
PWL-3:	14-21-632

<b>Core Lifter</b>	
BWL-3:	14-21-333
NWL-3:	14-21-433
HWL-3:	14-21-533
PWL-3:	14-21-633

<b>Core Lifter Case</b>	
BWL-3:	14-21-331
NWL-3:	14-21-431
HWL-3:	14-21-531
PWL-3:	14-21-631



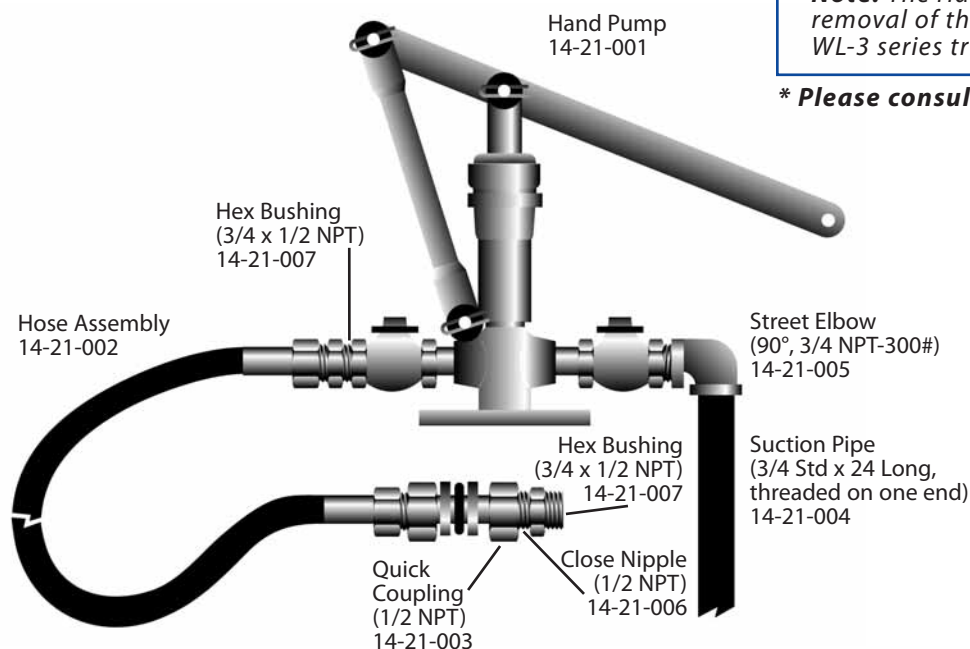
# HAND PUMP ASSEMBLY

N&N Drilling Supply Mfr. • (800) 334-4927

Description	ASSEMBLY	
	Part#	Weight (Lb)
Hand Pump Assy	14-21-000	47

**Note:** The Hand Pump Assembly is for hand removal of the split tube from an N&N Drilling WL-3 series triple tube wireline core barrel.

\* Please consult factory for special requirements.

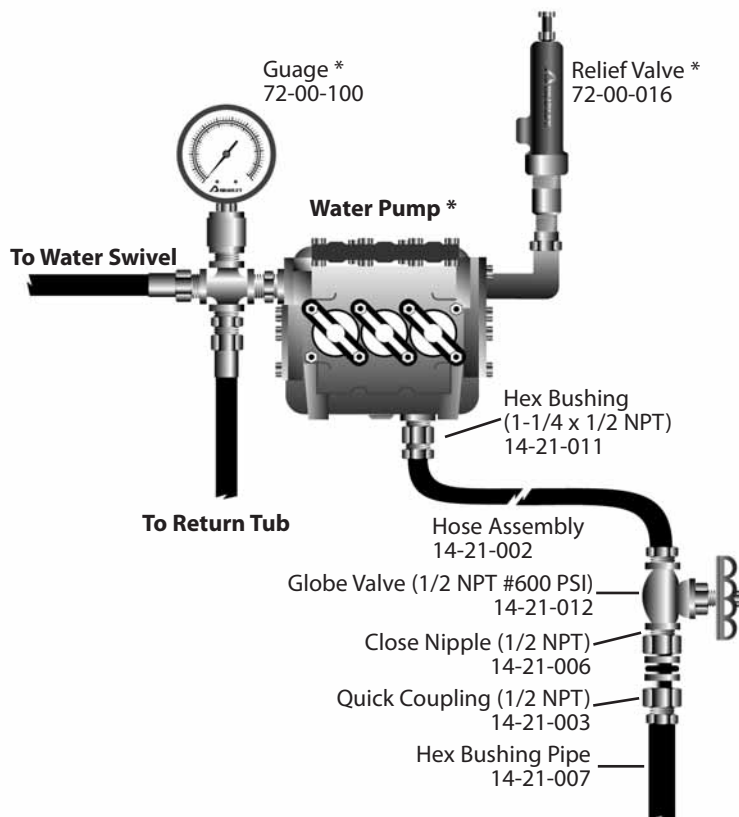


# PUMP OUT ASSEMBLY

Description	ASSEMBLY	
	Part#	Weight (Lb)
Pump Out Assy	14-21-010	7

**Note:** The Pump Out Assembly is for removal of the split tube from an N&N Drilling WL-3 series triple tube wireline core barrel by using pressure from an existing pump.

\* The Relief Valve, Guage and Water Pump are not included in the Pump Out Assembly. These products must be purchased seperately.



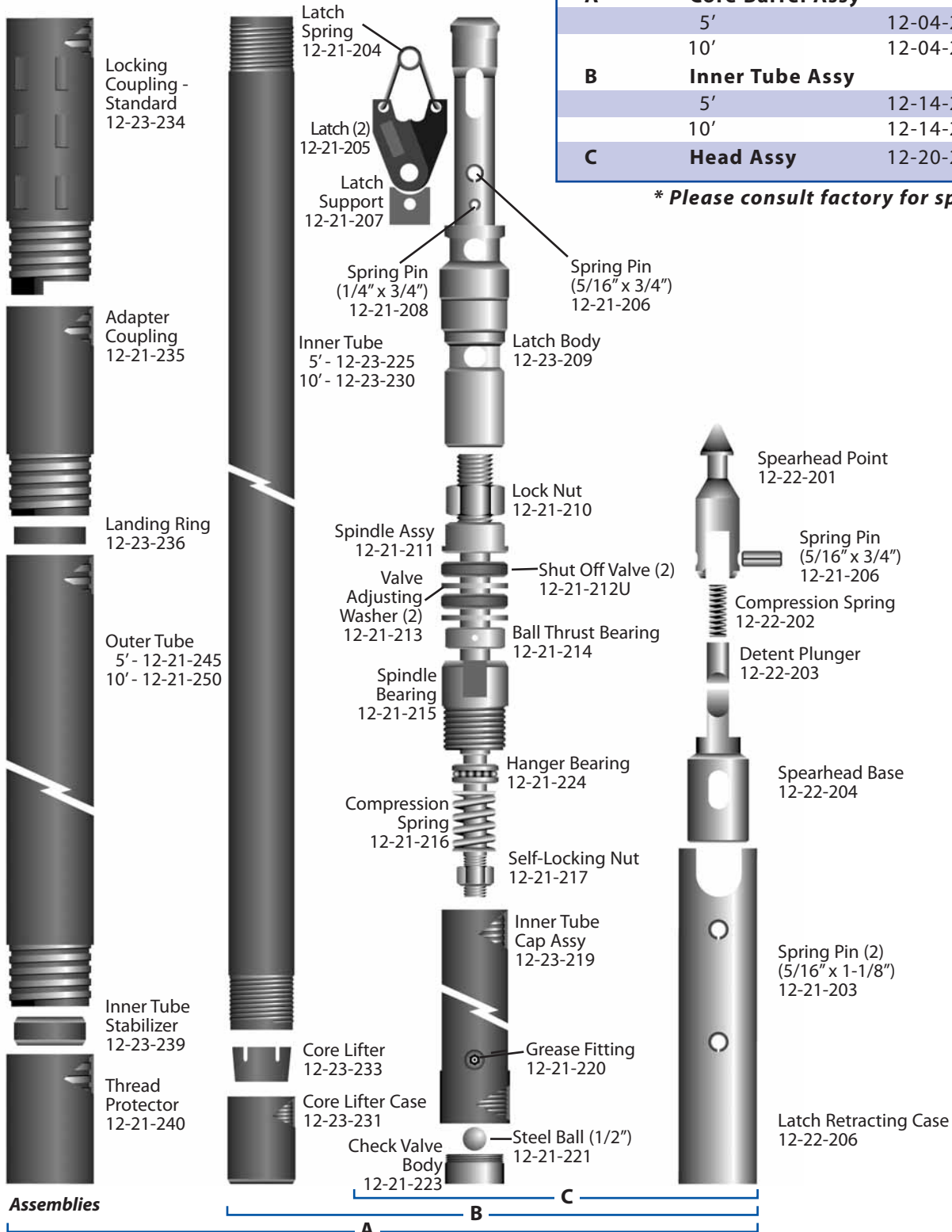


# WIRELINE CORE BARREL THIN WALL (ATW)

N&N Drilling Supply Mfr. • (800) 334-4927

ASSEMBLIES			
Group	Description	Part#	Weight (Lb)
<b>A</b>	<b>Core Barrel Assy</b>		
	5'	12-04-205	35
	10'	12-04-210	58
<b>B</b>	<b>Inner Tube Assy</b>		
	5'	12-14-205	11
	10'	12-14-210	16
<b>C</b>	<b>Head Assy</b>	12-20-204	6

*\* Please consult factory for special requirements.*



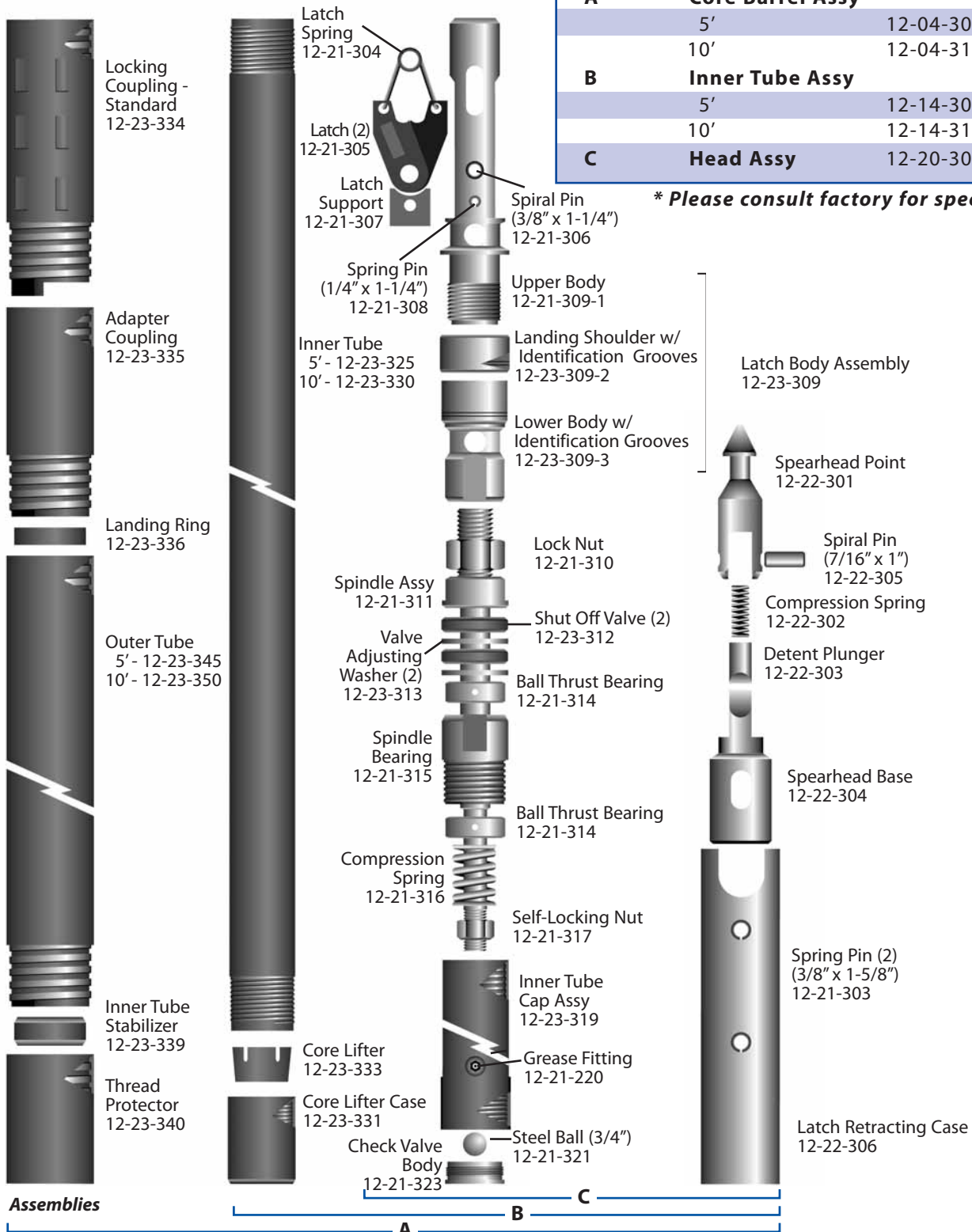


# WIRELINE CORE BARREL THIN WALL (BTW)

N&N Drilling Supply Mfr. • (800) 334-4927

ASSEMBLIES				
Group	Description	Part#	Weight (Lb)	
<b>A</b>	<b>Core Barrel Assy</b>	5'	12-04-305	49
		10'	12-04-310	74
<b>B</b>	<b>Inner Tube Assy</b>	5'	12-14-305	21
		10'	12-14-310	28
<b>C</b>	<b>Head Assy</b>	12-20-304	12	

*\* Please consult factory for special requirements.*



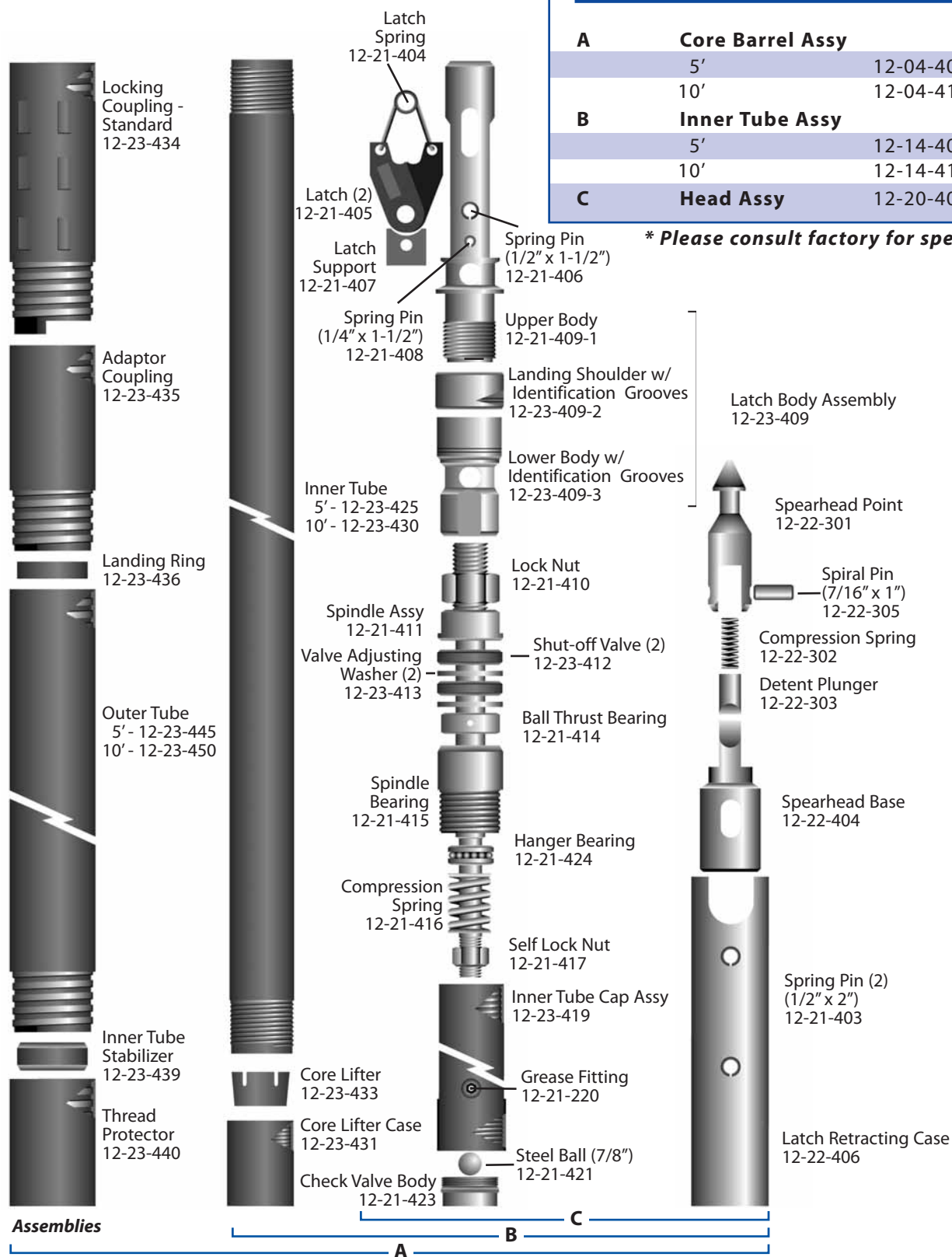


# WIRELINE CORE BARREL THIN WALL (NTW)

N&N Drilling Supply Mfr. • (800) 334-4927

ASSEMBLIES			
Group	Description	Part#	Weight (Lb)
<b>A</b>	<b>Core Barrel Assy</b>		
	5'	12-04-405	75
	10'	12-04-410	110
<b>B</b>	<b>Inner Tube Assy</b>		
	5'	12-14-405	32
	10'	12-14-410	40
<b>C</b>	<b>Head Assy</b>	12-20-404	21

*\* Please consult factory for special requirements.*



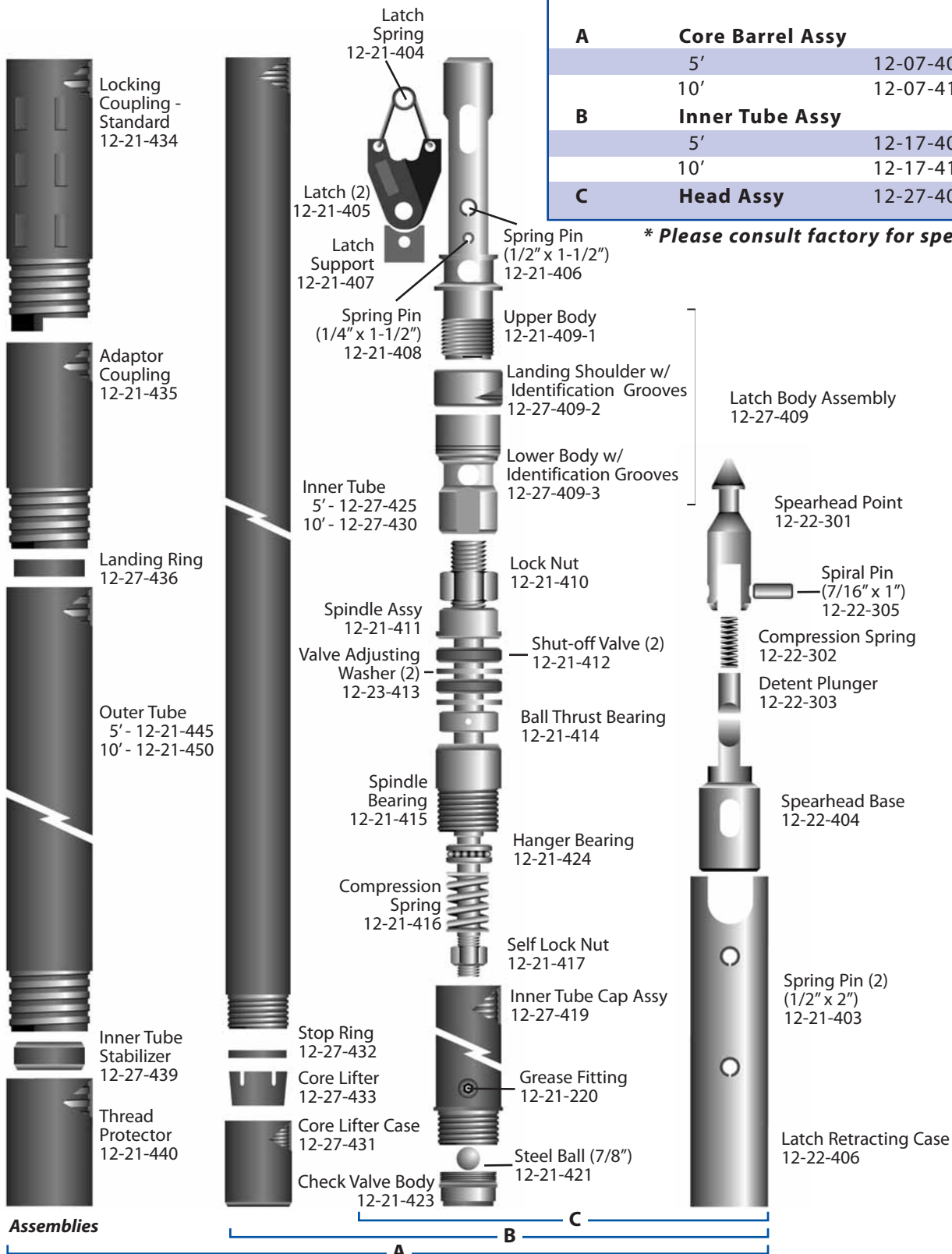


# WIRELINE CORE BARREL (NWL-2)

N&N Drilling Supply Mfr. • (800) 334-4927

ASSEMBLIES			
Group	Description	Part#	Weight (Lb)
<b>A</b>	<b>Core Barrel Assy</b>	5'	12-07-405
		10'	12-07-410
			138
<b>B</b>	<b>Inner Tube Assy</b>	5'	12-17-405
		10'	12-17-410
			47
<b>C</b>	<b>Head Assy</b>	12-27-400	21

*\* Please consult factory for special requirements.*



Under N&N Drilling's Total Quality Management program, we reserve the right to modify design and materials without prior notice.

Copyright © 2012 N&N Drilling Supply Manufacturer. All rights reserved. No part of this catalog may be reproduced, by any means, without prior written consent.



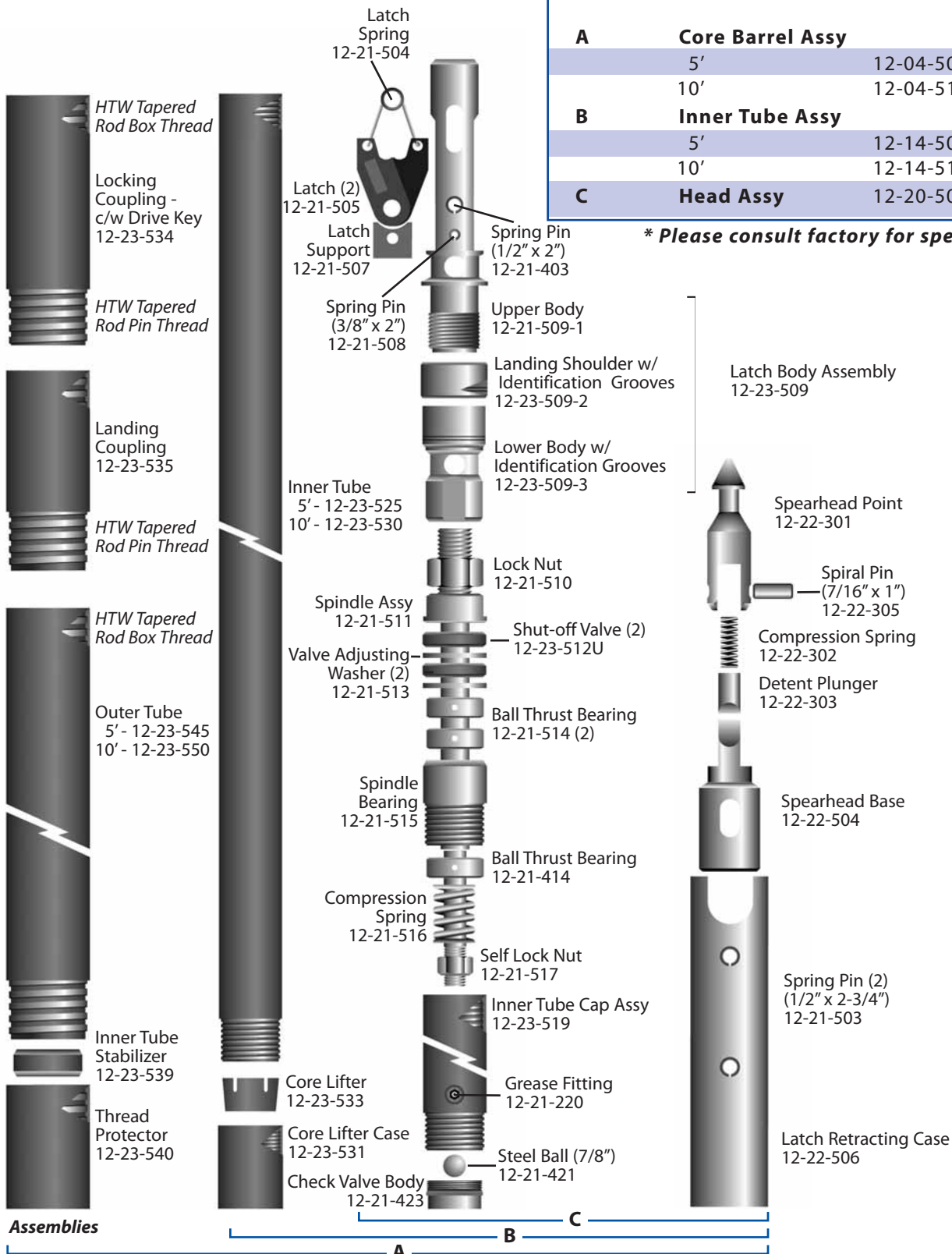


# WIRELINE CORE BARREL THIN WALL (HTW)

N&N Drilling Supply Mfr. • (800) 334-4927

ASSEMBLIES				
Group	Description	Part#	Weight (Lb)	
<b>A</b>	<b>Core Barrel Assy</b>	5'	12-04-505	129
		10'	12-04-510	185
<b>B</b>	<b>Inner Tube Assy</b>	5'	12-14-505	62
		10'	12-14-510	78
<b>C</b>	<b>Head Assy</b>	12-20-504	44	

*\* Please consult factory for special requirements.*



Under N&N Drilling's Total Quality Management program, we reserve the right to modify design and materials without prior notice.

Copyright © 2012 N&N Drilling Supply Manufacturer. All rights reserved. No part of this catalog may be reproduced, by any means, without prior written consent.



N&N Drilling Supply Mfr. • (800) 334-4927



**HEAT TREATED  
OUTER TUBE**

<b>5'</b>	
ATW:	12-21-245HT
BTW:	12-23-345HT
NTW:	12-23-445HT
NWL-2:	12-21-445HT
HTW:	12-23-545HT
<hr/>	
<b>10'</b>	
ATW:	12-21-250HT
BTW:	12-23-350HT
NTW:	12-23-450HT
NWL-2:	12-21-450HT
HTW:	12-23-550HT



**CHROME PLATED  
OUTER TUBE**

<b>5'</b>	
ATW:	12-21-285
BTW:	12-23-385
NTW:	12-23-485
NWL-2:	12-21-485
HTW:	12-23-585
<hr/>	
<b>10'</b>	
ATW:	12-21-290
BTW:	12-23-390
NTW:	12-23-490
NWL-2:	12-21-490
HTW:	12-23-590





**N&N Drilling Supply Mfr. • (800) 334-4927**



**CHROME PLATED  
INNER TUBE**

<b>5'</b>	
ATW:	12-23-275
BTW:	12-23-375
<hr/>	
<b>10'</b>	
ATW:	12-23-280
BTW:	12-23-380
NTW:	12-23-480



**INNER TUBE COUPLING**

ATW:	12-23-291
BTW:	12-23-391
NTW:	12-23-491



**CHROME PLATED  
INNER TUBE 6' EXTENSION**

ATW:	12-23-276
BTW:	12-23-376
NTW:	12-23-476



**CHROME PLATED  
INNER TUBE**

<b>5'</b>	
NWL-2:	12-27-475
HTW:	12-23-575
<hr/>	
<b>10'</b>	
NWL-2:	12-27-480
HTW:	12-23-580



**INNER TUBE EXTENSION  
(Straight Hole  
Reaming Shell)**

ATW:	12-23-292 (3-5/8")
BTW:	12-23-392 (5-3/4")
NTW:	12-23-492 (5-3/4")
HTW:	12-23-592 (5-3/4")



**INNER TUBE 6' EXTENSION**

ATW:	12-23-226
BTW:	12-23-326
NTW:	12-23-426




**INNER TUBE EXTENSION**

NWL-2:	12-27-481
--------	-----------



## THIN WALL LOCKING COUPLING OPTIONS

N&N Drilling Supply Mfr. • (800) 334-4927



### THIN WALL CARBIDE LOCKING COUPLING

#### 2.5" Carbide

ATW: 12-23-282

BTW: 12-23-382

NTW: 12-23-482

HTW: 12-23-582



### THIN WALL FULL HOLE LOCKING COUPLING

ATW: 12-23-234H

BTW: 12-23-334H

NTW: 12-23-434H

HTW: 12-23-534H

## THIN WALL ADAPTER COUPLING OPTIONS



### THIN WALL HEAT TREATED ADAPTER COUPLING

ATW: 12-21-235HT

BTW: 12-23-335HT

NTW: 12-23-435HT

HTW: 12-23-535HT



### THIN WALL FULL HOLE ADAPTER COUPLING

ATW: 12-21-235H

BTW: 12-23-335H

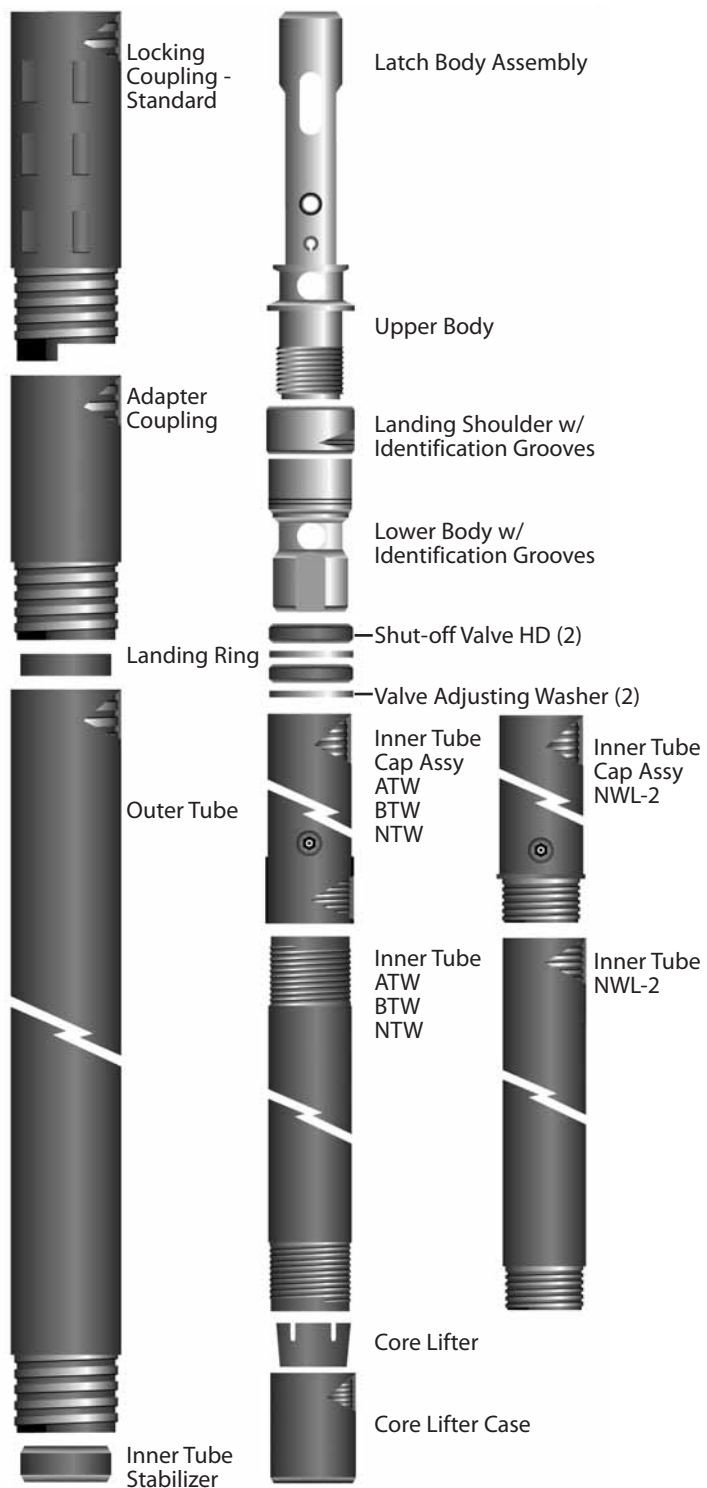
NTW: 12-23-435H

HTW: 12-23-535H



# CONVERSION KITS (WL TO THIN WALL)

N&N Drilling Supply Mfr. • (800) 334-4927



Type	ASSEMBLIES	
	Part#	Weight (Lb)
ATW	12-23-200	20
BTW	12-23-300	92
NTW	12-23-400	138
NWL-2	12-27-401	22

*\* Please consult factory for special requirements.*

<b>Locking Coupling - Standard</b>	
ATW:	12-23-234
BTW:	12-23-334
NTW:	12-23-434
<b>Adapter Coupling</b>	
BTW:	12-23-335
NTW:	12-23-435
<b>Landing Ring</b>	
ATW:	12-23-236
BTW:	12-23-336
NTW:	12-23-436
NWL-2:	12-27-436
<b>Outer Tube (5')</b>	
BTW:	12-23-345
NTW:	12-23-435
<b>Outer Tube (10')</b>	
BTW:	12-23-350
NTW:	12-23-450
<b>Inner Tube Stabilizer</b>	
ATW:	12-23-239
BTW:	12-23-339
NTW:	12-23-439
NWL-2:	12-27-439
<b>Inner Tube (5')</b>	
ATW:	12-23-225
BTW:	12-23-325
NTW:	12-23-425
NWL-2:	12-27-425
<b>Inner Tube (10')</b>	
ATW:	12-23-230
BTW:	12-23-330
NTW:	12-23-430
NWL-2:	12-27-430

<b>Inner Tube Cap Assy</b>	
ATW:	12-23-219
BTW:	12-23-319
NTW:	12-23-419
NWL-2:	12-27-419
<b>Core Lifter</b>	
ATW:	12-23-233
BTW:	12-23-333
NTW:	12-23-433
NWL-2:	12-27-433
<b>Core Lifter Case</b>	
ATW:	12-23-231
BTW:	12-23-331
NTW:	12-23-431
NWL-2:	12-27-431
<b>Stop Ring</b>	
NWL-2:	12-27-432
<b>Latch Body Assembly</b>	
ATW:	12-23-209
BTW:	12-23-309
NTW:	12-23-409
NWL-2:	12-27-409
<b>Shut-Off Valve</b>	
BTW:	12-23-312
NTW:	12-23-412
<b>Valve-Adjusting Washer</b>	
BTW:	12-23-313
NTW:	12-23-413



# WIRELINE OVERSHOT (AWL)

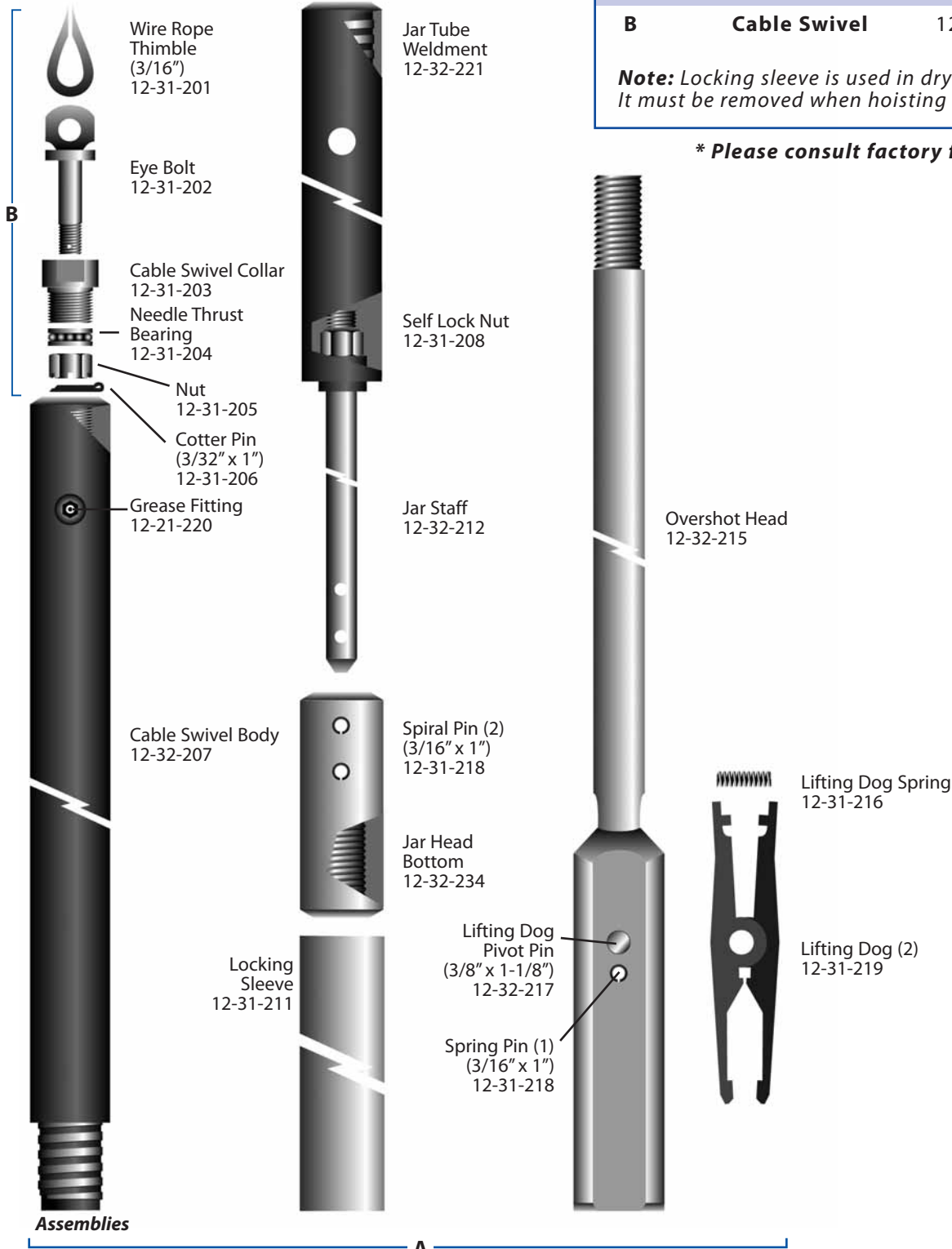
N&N Drilling Supply Mfr. • (800) 334-4927

### ASSEMBLIES

Group	Description	Part#	Weight (Lb)
A	Overshot Assy	12-32-200	16
B	Cable Swivel	12-31-221	1

**Note:** Locking sleeve is used in dry hole conditions only. It must be removed when hoisting inner tube.

\* Please consult factory for special requirements.



Assemblies

A



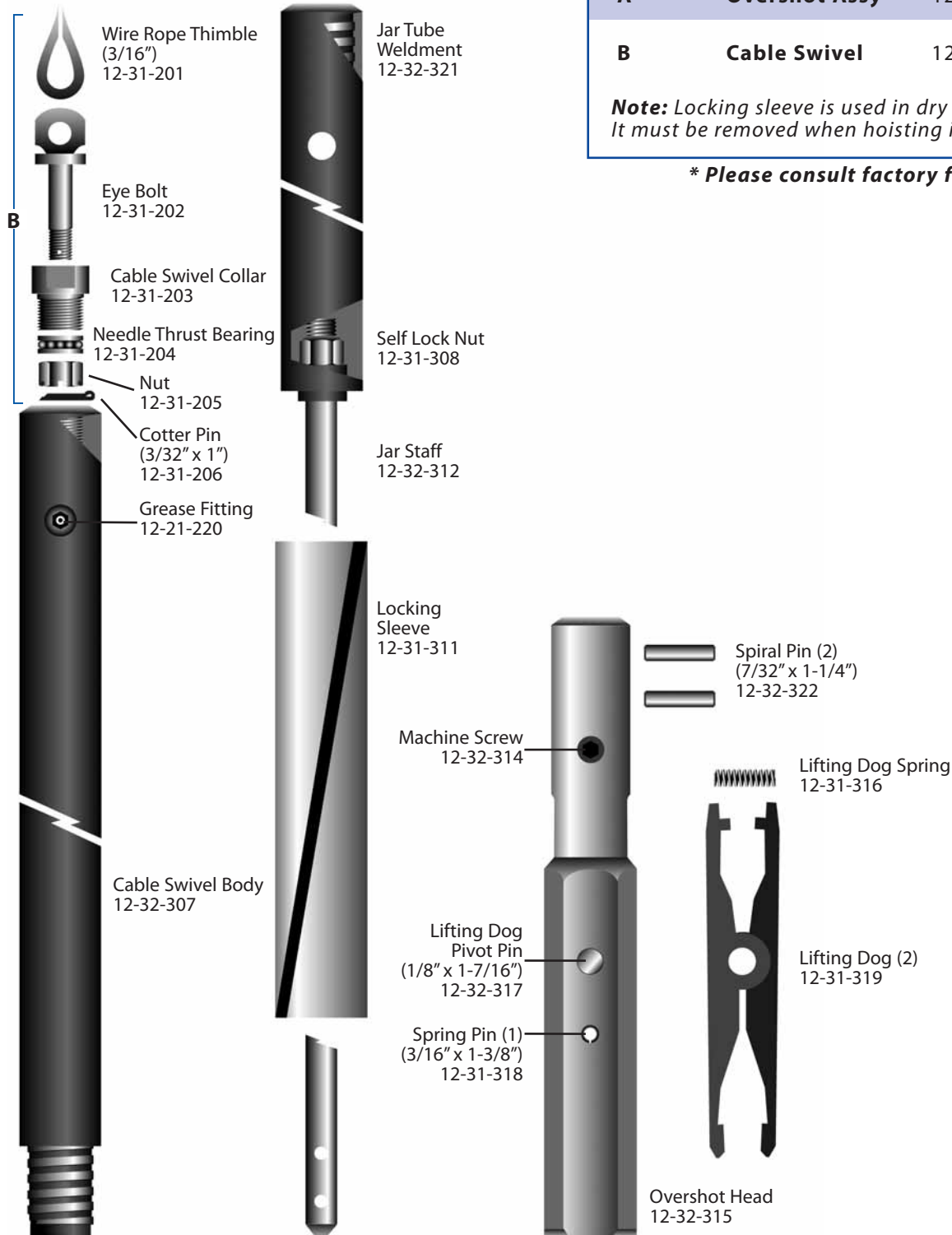
# WIRELINE OVERSHOT (BWL)

N&N Drilling Supply Mfr. • (800) 334-4927

ASSEMBLIES			
Group	Description	Part#	Weight (Lb)
A	Overshot Assy	12-32-300	23
B	Cable Swivel	12-31-221	1

**Note:** Locking sleeve is used in dry hole conditions only. It must be removed when hoisting inner tube.

*\* Please consult factory for special requirements.*



Assemblies

A



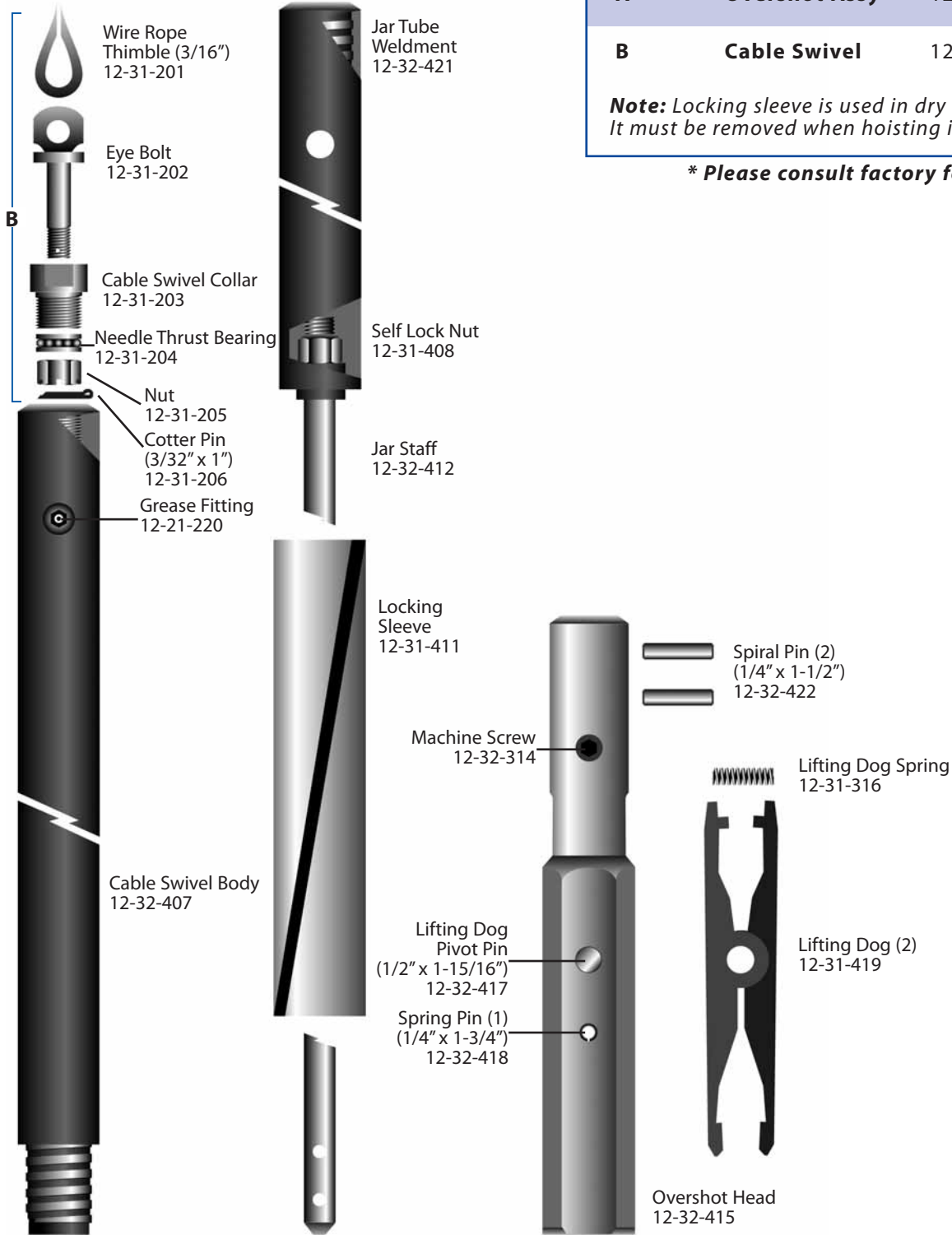
# WIRELINE OVERSHOT (NWL)

N&N Drilling Supply Mfr. • (800) 334-4927

ASSEMBLIES			
Group	Description	Part#	Weight (Lb)
A	Overshot Assy	12-32-400	35
B	Cable Swivel	12-31-221	1

**Note:** Locking sleeve is used in dry hole conditions only. It must be removed when hoisting inner tube.

**\* Please consult factory for special requirements.**



Assemblies

A



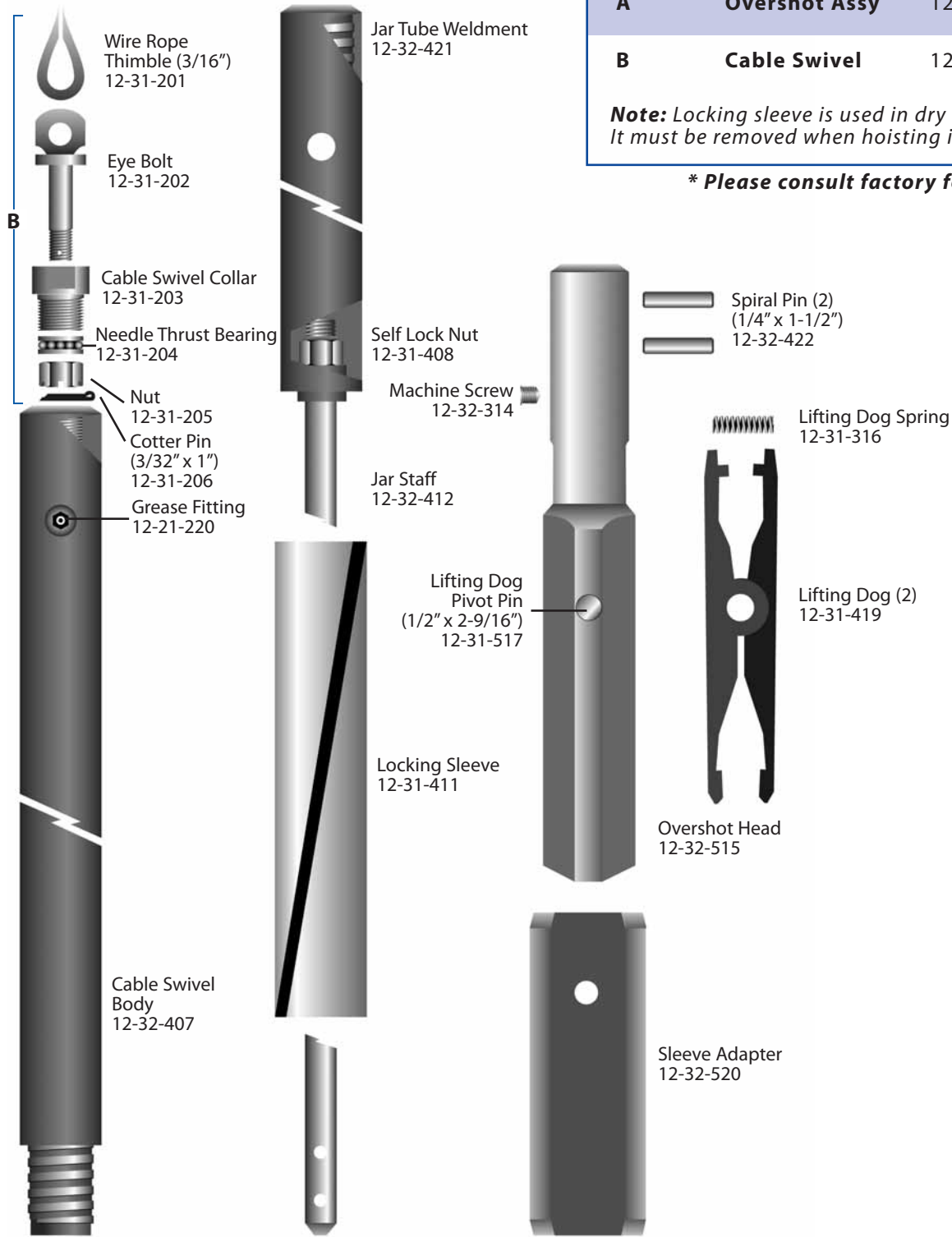
# WIRELINE OVERSHOT (HWL)

N&N Drilling Supply Mfr. • (800) 334-4927

ASSEMBLIES			
Group	Description	Part#	Weight (Lb)
A	Overshot Assy	12-32-500	39
B	Cable Swivel	12-31-221	1

**Note:** Locking sleeve is used in dry hole conditions only. It must be removed when hoisting inner tube.

**\* Please consult factory for special requirements.**



**Assemblies**

A

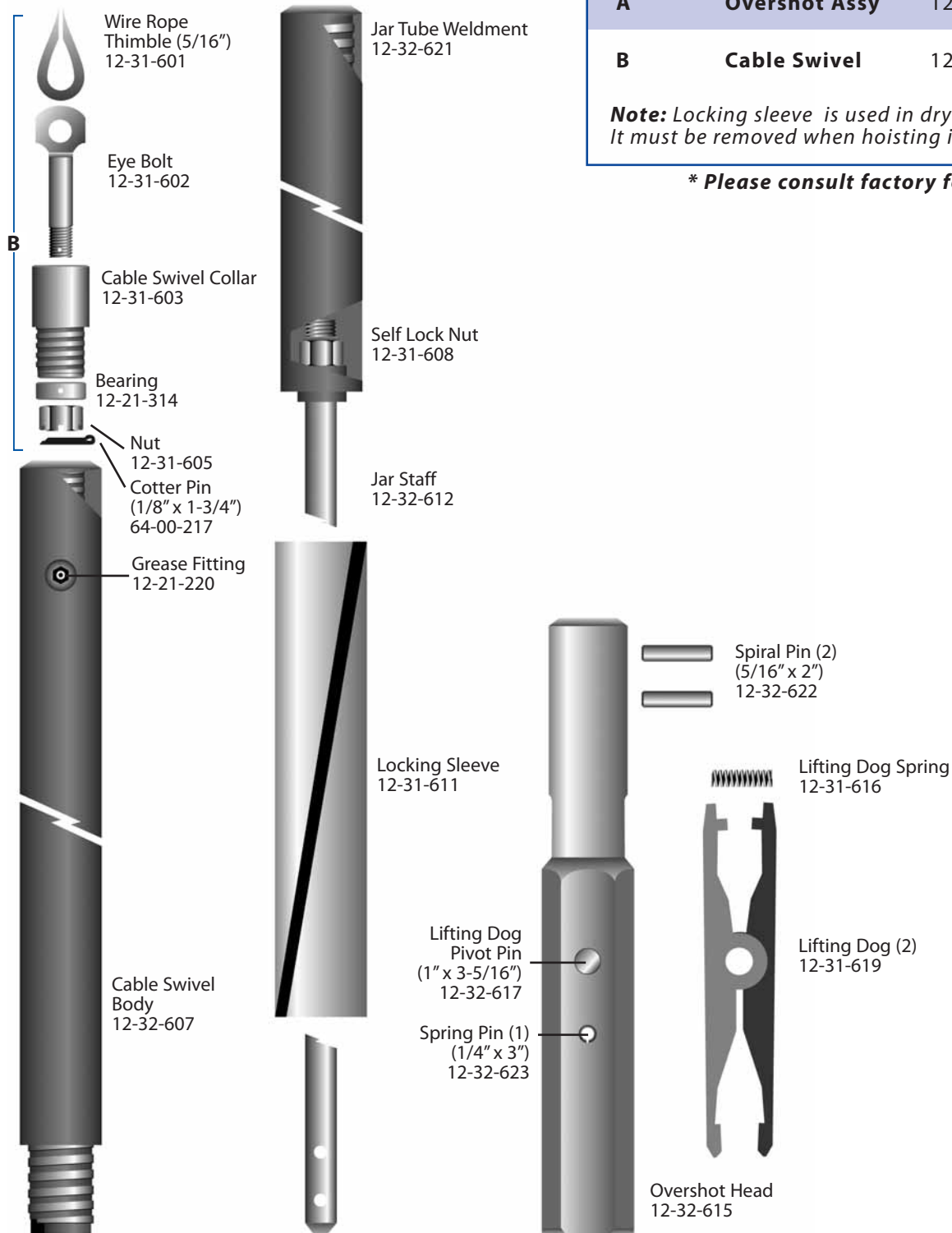


**ASSEMBLIES**

<u>Group</u>	<u>Description</u>	<u>Part#</u>	<u>Weight (Lb)</u>
<b>A</b>	<b>Overshot Assy</b>	12-32-600	93
<b>B</b>	<b>Cable Swivel</b>	12-31-621	4

**Note:** Locking sleeve is used in dry hole conditions only. It must be removed when hoisting inner tube.

**\* Please consult factory for special requirements.**



**Assemblies**

**A**



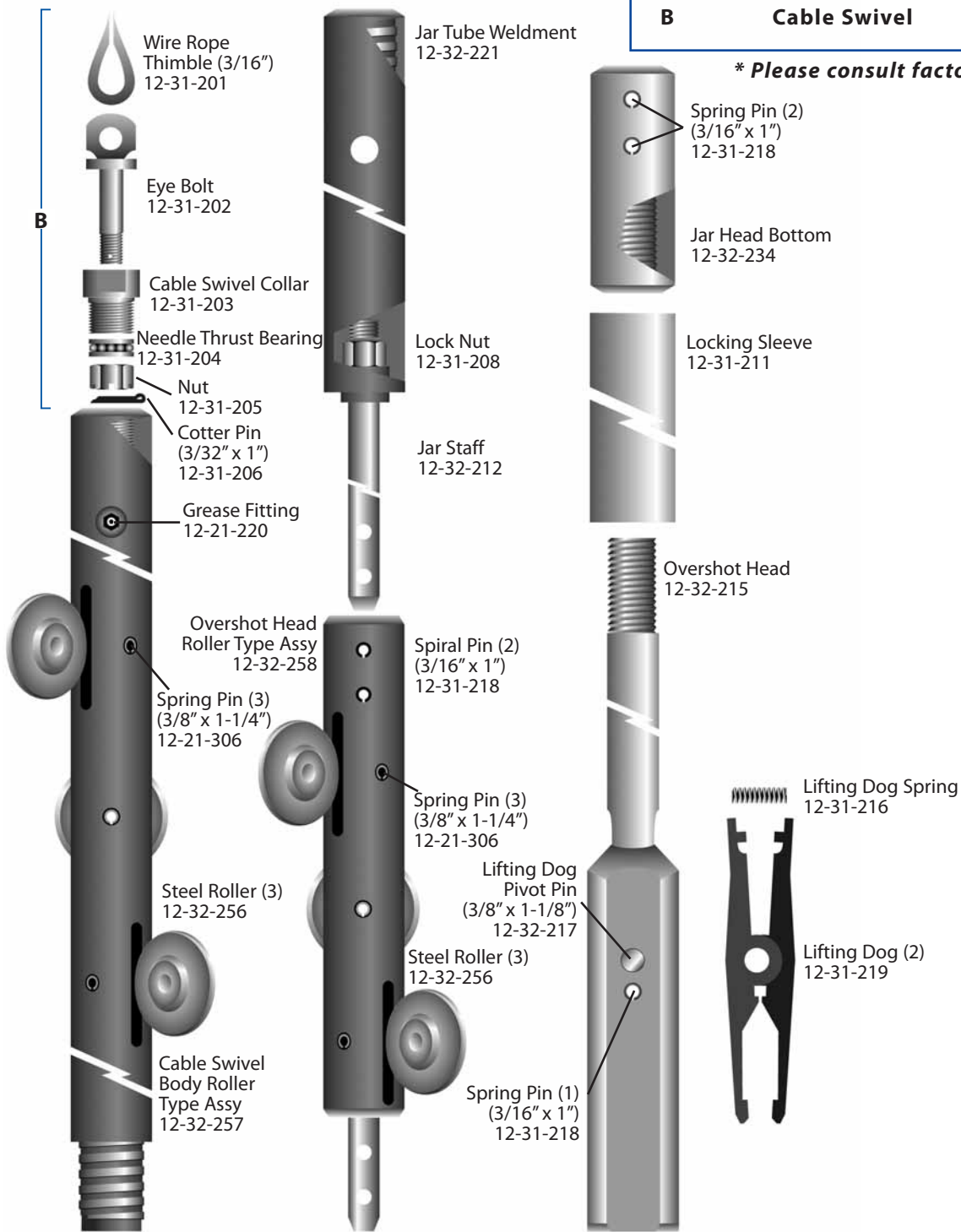


# WIRELINE OVERSHOT "Roller Type" (AWL)

N&N Drilling Supply Mfr. • (800) 334-4927

ASSEMBLIES			
Group	Description	Part#	Weight (Lb)
A	Overshot Assy	12-32-250	18
B	Cable Swivel	12-31-221	1

*\* Please consult factory for special requirements.*



Assemblies

A

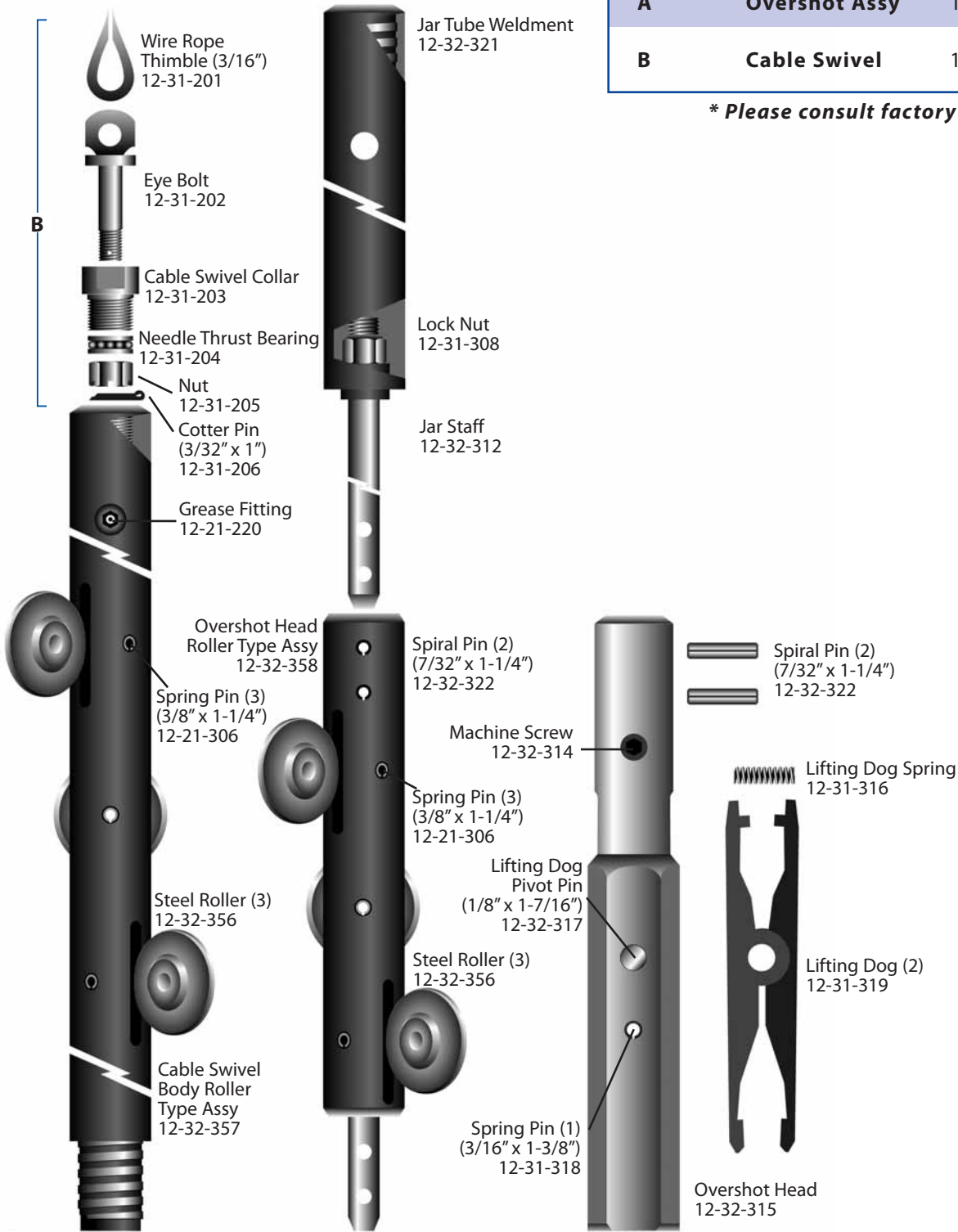


# WIRELINE OVERSHOT "Roller Type" (BWL)

N&N Drilling Supply Mfr. • (800) 334-4927

ASSEMBLIES			
Group	Description	Part#	Weight (Lb)
A	Overshot Assy	12-32-350	25
B	Cable Swivel	12-31-221	1

*\* Please consult factory for special requirements.*



Assemblies

A

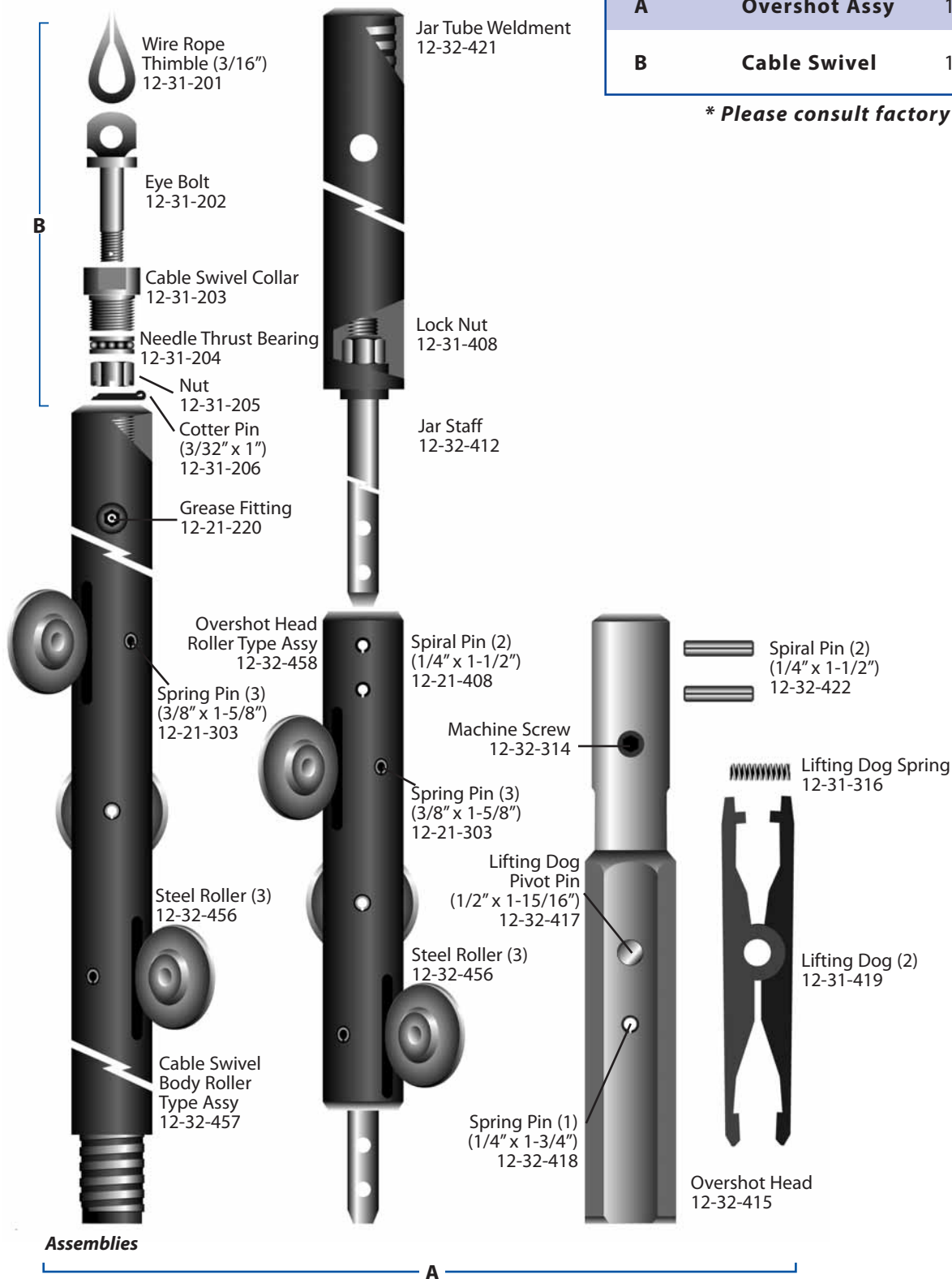


# WIRELINE OVERSHOT "Roller Type" (NWL)

N&N Drilling Supply Mfr. • (800) 334-4927

ASSEMBLIES			
Group	Description	Part#	Weight (Lb)
A	Overshot Assy	12-32-450	39
B	Cable Swivel	12-31-221	1

*\* Please consult factory for special requirements.*



Assemblies

A

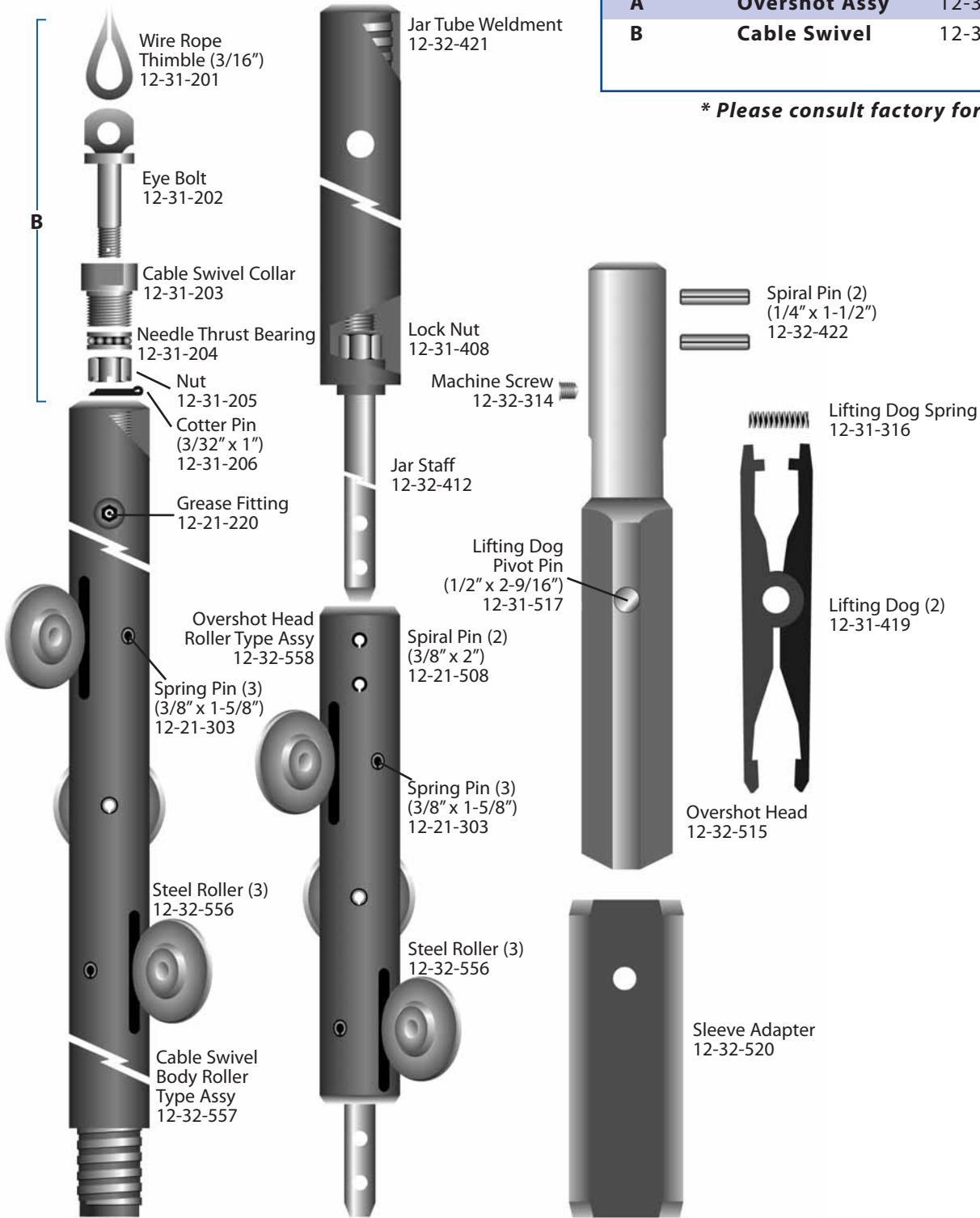


# WIRELINE OVERSHOT "Roller Type" (HWL)

N&N Drilling Supply Mfr. • (800) 334-4927

ASSEMBLIES			
Group	Description	Part#	Weight (Lb)
A	Overshot Assy	12-32-550	42
B	Cable Swivel	12-31-221	1

*\* Please consult factory for special requirements.*



**Assemblies**

**A**



**N&N Drilling Supply Mfr. • (800) 334-4927**



**WIRELINE WRENCHES**

Description	Part#	Weight	
		(Lb)	(Kg)

**Outer Tube Wrench**

AWL	12-21-261	4.05	1.8
BWL	12-21-361	4.00	1.8
NWL	12-21-461	8.10	3.7
HWL	12-21-561	9.45	4.3
PWL	12-21-661	11.18	5.7

**Inner Tube Wrench**

AWL	12-21-260	3.30	1.5
BWL	12-21-360	4.00	1.8
NWL	12-21-460	3.80	1.7
HWL	12-21-461	8.10	3.7
PWL	12-21-660	9.08	4.1

**WIRELINE THIN WALL WRENCHES**

Description	Part#	Weight	
		(Lb)	(Kg)

**Outer Tube Wrench, Thin Wall**

ATW	12-21-261	4.05	1.8
BTW	12-21-361	4.00	1.8
NTW	12-23-461	8.30	3.7
NWL-2	12-21-461	8.10	3.7
HTW	12-21-660	9.08	4.1

**Inner Tube Wrench, Thin Wall**

ATW	12-23-260	3.30	1.5
BTW	12-21-261	4.05	1.8
NTW	12-23-460	4.37	2.0
NWL-2	12-21-361	4.00	1.8
HTW	12-23-560	7.95	3.6



**WIRELINER DRILL RODS**

Size	O.D. (Inches)	I.D. (Inches)	Weight (Lb/10 ft)	Threads Per Inch	Content (US Gal/100 ft)
AWL	1.7500	1.3750	31.20	4.0	7.7
BWL	2.1875	1.8125	40.00	3.0	13.4
NWL	2.7500	2.3750	52.00	3.0	23.0
HWL	3.5000	3.0625	77.00	3.0	38.2
HWT	4.5000	4.0000	113.50	2.5	65.8

**THIN WALL DRILL RODS**

ATW	BTW	NTW	HTW
1.750	2.225	2.875	3.582
1.437	1.909	2.525	3.208
26.0	34.5	50.0	67.8
4.6	4.6	4.0	2.0
8.4	14.8	26.0	41.9

**DRILL RODS AND CASING**

**DRILL RODS**

Size	O.D. (Inches)	I.D. (Inches)	Weight (Lb/10 ft)	Coupling I.D. (in)	Threads Per Inch	Content (US Gal/100 ft)
EW	1.37500	0.87500	31.0	0.4375	3	4.5
BW	2.12500	1.50000	63.0	0.7500	3	8.6

**J RODS**

Size	O.D. (Inches)	I.D. (Inches)	Weight (Lb/10 ft)	Threads Per Inch	Content (US Gal/100 ft)	I.D. Tool Joint (Inches)
AWJ	1.750	1.250	40	5	7.0	0.625
BWJ	2.125	1.625	55	5	11.6	0.750
NWJ	2.625	2.125	70	4	19.4	1.125

**FLUSH JOINT CASING**

Size	O.D. (Inches)	I.D. (Inches)	Weight (Lb/10 ft)	Threads Per Inch	Content (US Gal/100 ft)
AW	2.250	1.90625	37	4.0	14.8
BW	2.875	2.37500	71	4.0	23.0
NW	3.500	3.00000	85	4.0	36.7
HW	4.500	4.00000	118	4.0	65.2
HWT	4.500	4.00000	118	2.5	65.2
PW	5.500	5.00000	144	3.0	102.0
PWT	5.500	5.00000	144	2.5	102.0
SW	6.625	6.00000	201	3.0	122.4
SWT	6.625	6.00000	201	2.5	122.4

**DIAMOND CORE BITS**

**WIRELINER DIAMOND BITS**

Size	Core Diameter		Hole Diameter		Hole Volume (US Gal/100 ft)
	Decimal	Fractional	Decimal	Fractional	
AWL, AWL-U	1.062	1-1/16	1.890	1-57/64	14.6
BWL, BWL-U	1.432	1-7/16	2.360	2-23/64	22.7
NWL, NWL-U	1.875	1-7/8	2.980	2-63/64	36.3
HWL, HWL-U	2.500	2-1/2	3.782	3-25/32	58.3
PWL, PWL-U	3.345	3-11/32	4.827	4-53/64	95.1
BWL-3	1.320	1-5/16	2.360	2-23/64	22.7
NWL-3	1.775	1-25/32	2.980	2-63/64	36.3
HWL-3	2.406	2-13/32	3.782	3-25/32	58.3
PWL-3	3.270	3-9/32	4.827	4-53/64	95.1

**THIN WALL WIRELINER DIAMOND BITS**

ATW	BTW	NTW	NWL-2	NWD-4	HTW
1.185	1.654	2.205	1.990	2.063	2.792
1-3/64	1-21/32	2-13/64	1-63/64	2-1/16	2-51/64
1.890	2.360	2.980	2.980	2.980	3.782
1-57/64	2-23/64	2-63/64	2-63/64	2-63/64	3-25/32
14.6	22.7	36.3	36.3	36.3	58.3

**CASING SHOES (In)**

SIZE	RW	EW	AW	BW	NW	HW	PW	SW
O.D.	1.485	1.875	2.350	2.965	3.615	4.625	5.650	6.790
I.D.	1.185	1.495	1.900	2.370	2.992	3.930	4.777	5.777

**METRIC**

**WIRELINER DRILL RODS**

Size	O.D. (mm)	I.D. (mm)	Weight (Kg/3 M)	Threads Per Inch	Content (Liter/100 M)
AWL	44.5	34.9	14.0	4.0	95.8
BWL	55.6	46.0	18.0	3.0	166.3
NWL	69.9	60.3	23.4	3.0	285.8
HWL	88.9	77.8	34.4	3.0	474.4
HWT	114.3	101.6	50.5	2.5	810.5

**THIN WALL DRILL RODS**

ATW	BTW	NTW	HTW
44.5	56.5	73.3	90.0
36.5	48.5	64.2	81.5
11.8	15.8	22.7	30.2
4.6	4.6	4.0	2.0
104.5	184.5	323.0	521.9

**METRIC**

**DRILL RODS AND CASING**

**DRILL RODS**

Size	O.D. (mm)	I.D. (mm)	Weight (Kg/3 M)	Coupling I.D. (mm)	Threads Per Inch	Content (Liter/100 M)
EW	34.9	22.2	14	11.1	3	53.8
AW	43.6	30.9	20	15.9	3	75.0
BW	54.0	38.1	28	19.0	3	111.2
NW	66.7	50.8	37	34.9	3	199.0

**J RODS**

Size	O.D. (mm)	I.D. (mm)	Weight (Kg/3 M)	Threads Per Inch	Content (Liter/100 M)	I.D. Tool Joint (mm)
AWJ	44.5	31.2	18	5	101.2	15.8
BWJ	53.9	41.3	24	5	160.7	19.0
NWJ	66.7	53.9	31	4	274.4	28.6

**FLUSH JOINT CASING**

Size	O.D. (mm)	I.D. (mm)	Weight (Kg/3 M)	Threads Per Inch	Content (Liter/100 M)
AW	57.1	48.4	17.2	4.0	184.1
BW	73.0	60.3	31.8	4.0	285.8
NW	88.9	76.2	38.4	4.0	455.7
HW	114.3	101.6	50.5	4.0	810.4
HWT	114.3	101.6	50.5	2.5	810.4
PW	139.7	127.0	64.3	3.0	1,266.6
PWT	139.7	127.0	64.3	2.5	1,266.6
SW	168.3	152.4	90.0	3.0	1,519.9
SWT	168.3	152.4	90.0	2.5	1,519.9

**METRIC**

**DIAMOND CORE BITS**

**WIRELINER DIAMOND BITS**

Size	Core Diameter		Hole Diameter		Hole Volume (Liter/100 M)
	mm	mm	mm	mm	
AWL, AWL-U	27.0	27.0	48.0	48.0	181.0
BWL, BWL-U	36.5	36.5	60.0	60.0	282.2
NWL, NWL-U	47.6	47.6	75.7	75.7	451.0
HWL, HWL-U	63.5	63.5	96.0	96.0	724.4
PWL, PWL-U	85.0	85.0	122.6	122.6	1,180.4
BWL-3	33.5	33.5	60.0	60.0	282.2
NWL-3	45.0	45.0	75.7	75.7	451.0
HWL-3	61.1	61.1	96.0	96.0	724.4
PWL-3	83.0	83.0	122.6	122.6	1,180.4

**THIN WALL WIRELINER DIAMOND BITS**

ATW	BTW	NTW	NWL-2	NWD-4	HTW
30.1	42.0	56.0	50.5	52.4	70.9
48.0	60.0	75.7	75.7	75.7	96.0
181.0	282.2	451.0	451.0	451.0	724.4

**CASING SHOES (mm)**

SIZE	RW	EW	AW	BW	NW	HW	PW	SW
O.D.	37.7	47.6	59.6	75.3	91.8	117.4	143.5	172.4
I.D.	30.0	37.9	48.2	60.1	75.9	99.8	121.3	146.7

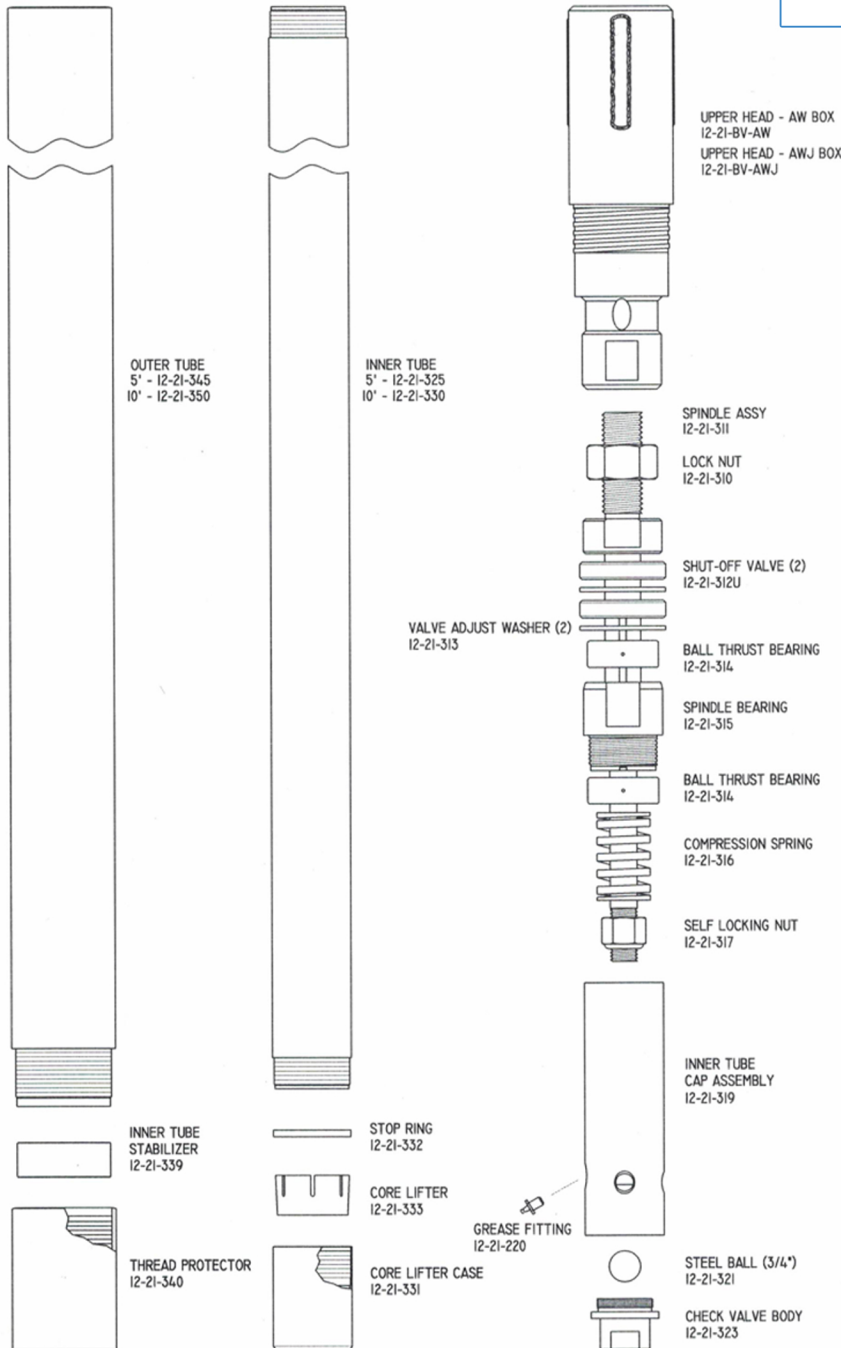




# Conventional Core Barrel (BV)

N&N Drilling Supply Mfr. • (800) 334-4927

ASSEMBLIES	
Description	Part #
BV Core Barrel 5' - AW Box	BV-5-AW
BV Core Barrel 10' - AW Box	BV-10-AW
BV Core Barrel 5' - AWJ Box	BV-5-AWJ
BV Core Barrel 10' - AWJ Box	BV-10-AWJ



Standard

Under N&N Drilling's Total Quality Management program, we reserve the right to modify design and materials without prior notice.

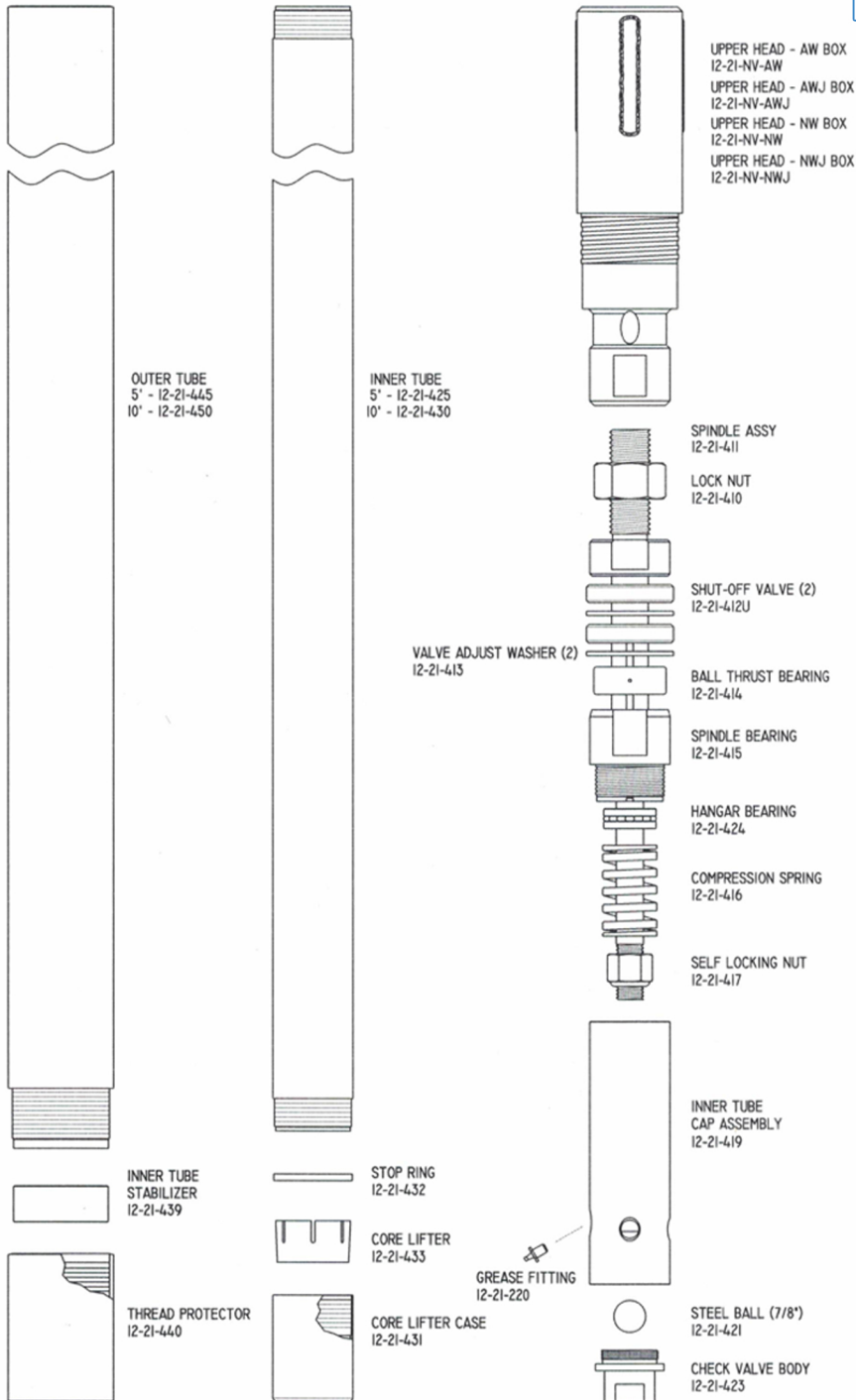
Copyright © 2012 N&N Drilling Supply Manufacturer. All rights reserved. No part of this catalog may be reproduced, by any means, without prior written consent.



# Conventional Core Barrel (NV)

N&N Drilling Supply Mfr. • (800) 334-4927

<u>ASSEMBLIES</u>	
<u>Description</u>	<u>Part #</u>
NV Core Barrel 5' - NW Box	NV-5-NW
NV Core Barrel 10' - NW Box	NV-10-NW
NV Core Barrel 5' - NWJ Box	NV-5-NWJ
NV Core Barrel 10' - NWJ Box	NV-10-NWJ



Standard

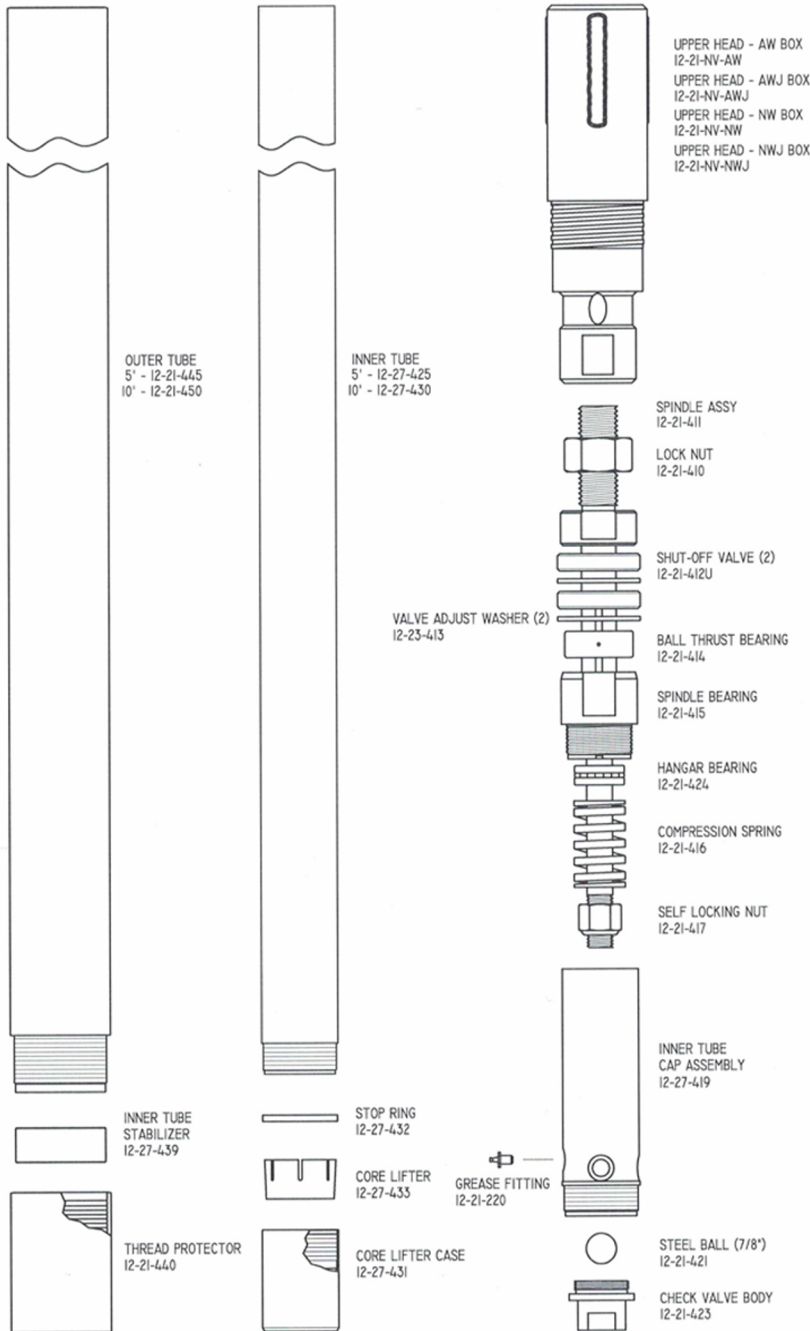




# Conventional Core Barrel (NV-2)

N&N Drilling Supply Mfr. • (800) 334-4927

<u>ASSEMBLIES</u>	
<u>Description</u>	<u>Part #</u>
NV2 Core Barrel 5' - NW Box	NV2-5-NW
NV2 Core Barrel 10' - NW Box	NV2-10-NW
NV2 Core Barrel 5' - NWJ Box	NV2-5-NWJ
NV2 Core Barrel 10' - NWJ Box	NV2-10-NWJ



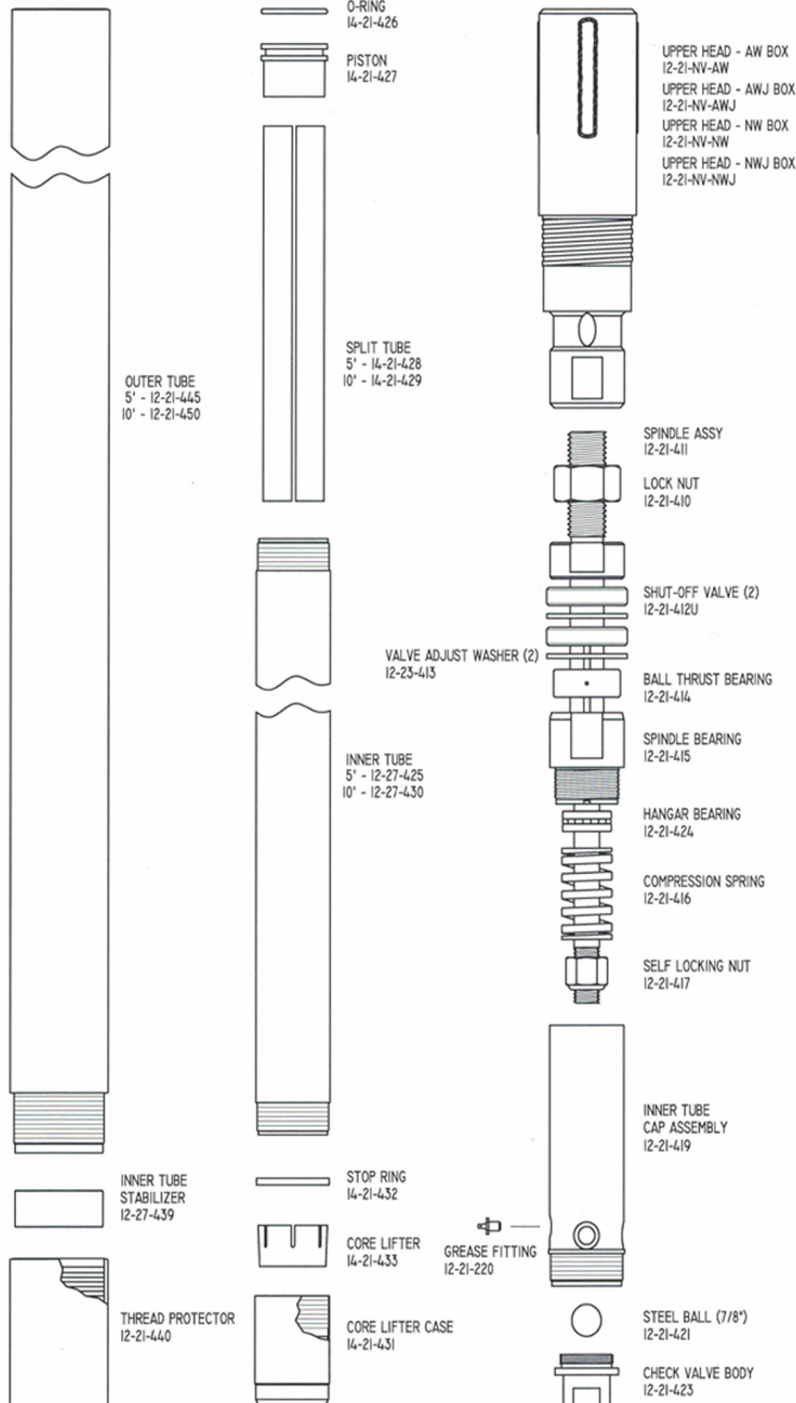
Standard



# Conventional Core Barrel (NV-3)

N&N Drilling Supply Mfr. • (800) 334-4927

<u>ASSEMBLIES</u>	
<u>Description</u>	<u>Part #</u>
NV3 Core Barrel 5' - NW Box	NV3-5-NW
NV3 Core Barrel 10' - NW Box	NV3-10-NW
NV3 Core Barrel 5' - NWJ Box	NV3-5-NWJ
NV3 Core Barrel 10' - NWJ Box	NV3-10-NWJ



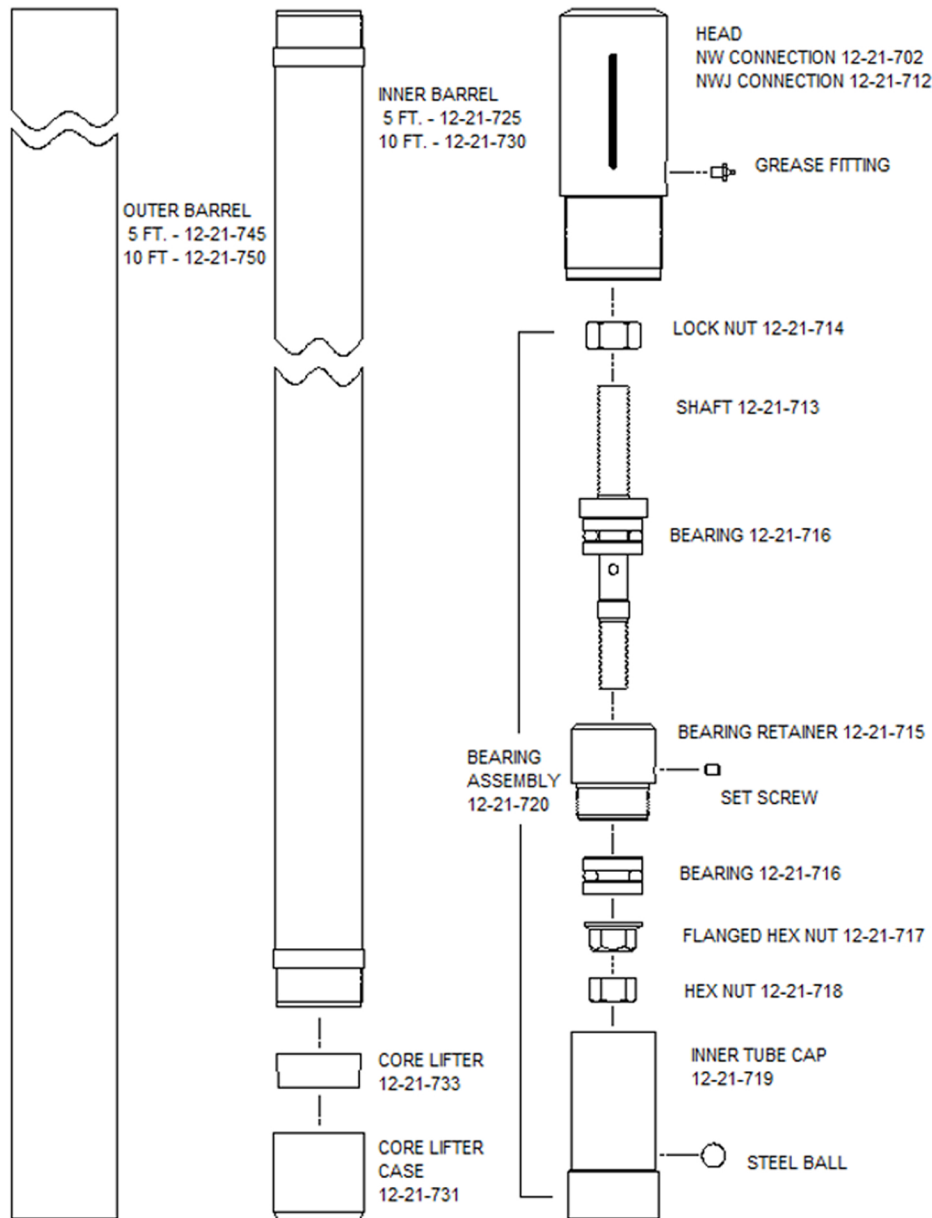
Standard



# NWD-4 Core Barrel

N&N Drilling Supply Mfr. • (800) 334-4927

<u>ASSEMBLIES</u>	
<u>Description</u>	<u>Part #</u>
NWD-4 Core Barrel 5' - NW Box	12-21-705
NWD-4 Core Barrel 5' - NWJ Box	12-21-709
NWD-4 Core Barrel 10' - NW Box	12-21-710
NWD-4 Core Barrel 10' - NWJ Box	12-21-711



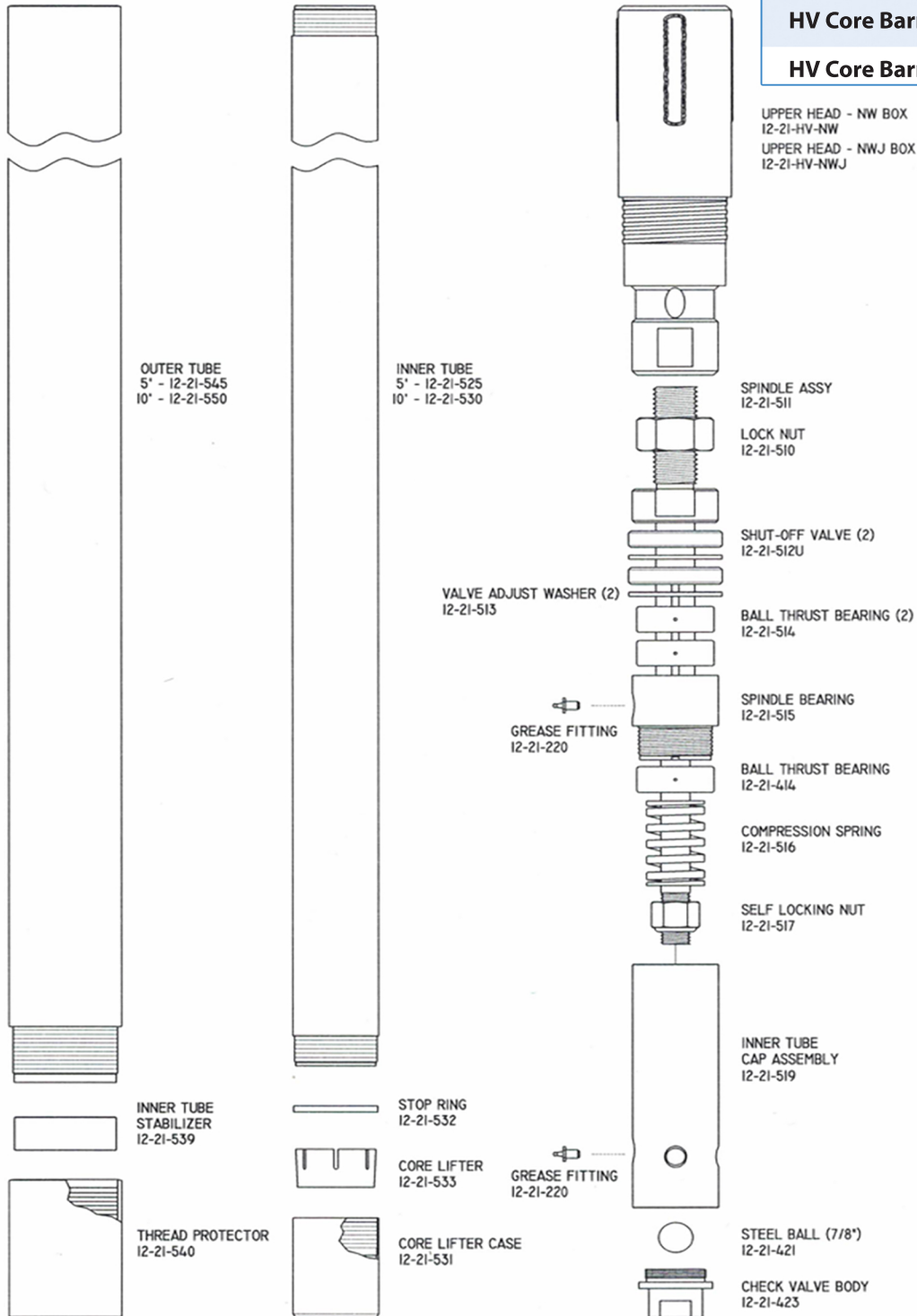
Standard



# Conventional Core Barrel (HV)

N&N Drilling Supply Mfr. • (800) 334-4927

ASSEMBLIES	
Description	Part #
HV Core Barrel 5' - NW Box	HV-5-NW
HV Core Barrel 10' - NW Box	HV-10-NW
HV Core Barrel 5' - NWJ Box	HV-5-NWJ
HV Core Barrel 10' - NWJ Box	HV-10-NWJ



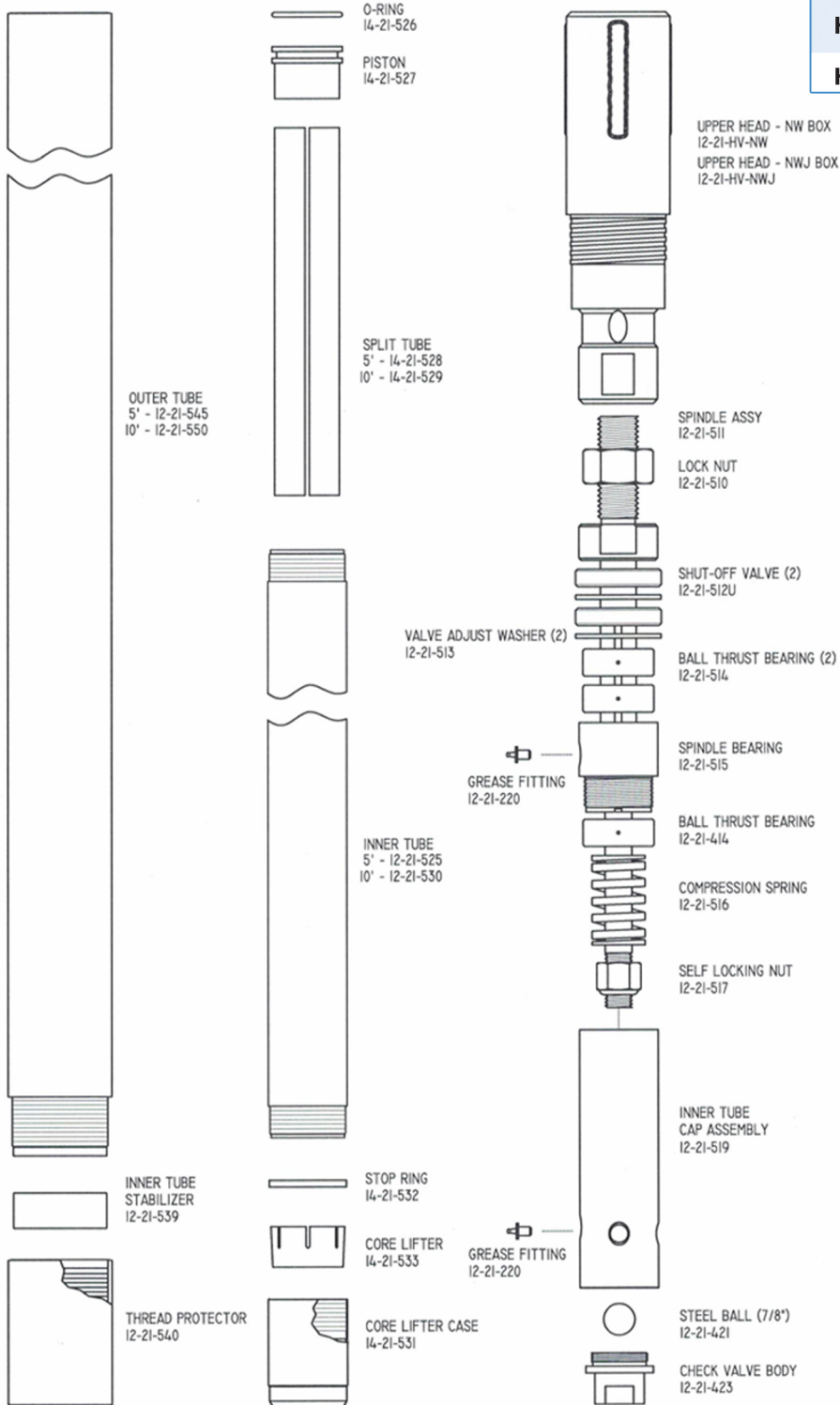
Standard



# Conventional Core Barrel (HV3)

N&N Drilling Supply Mfr. • (800) 334-4927

ASSEMBLIES	
Description	Part #
HV3 Core Barrel 5' - NW Box	HV3-5-NW
HV3 Core Barrel 10' - NW Box	HV3-10-NW
HV3 Core Barrel 5' - NWJ Box	HV3-5-NWJ
HV3 Core Barrel 10' - NWJ Box	HV3-10-NWJ



Standard

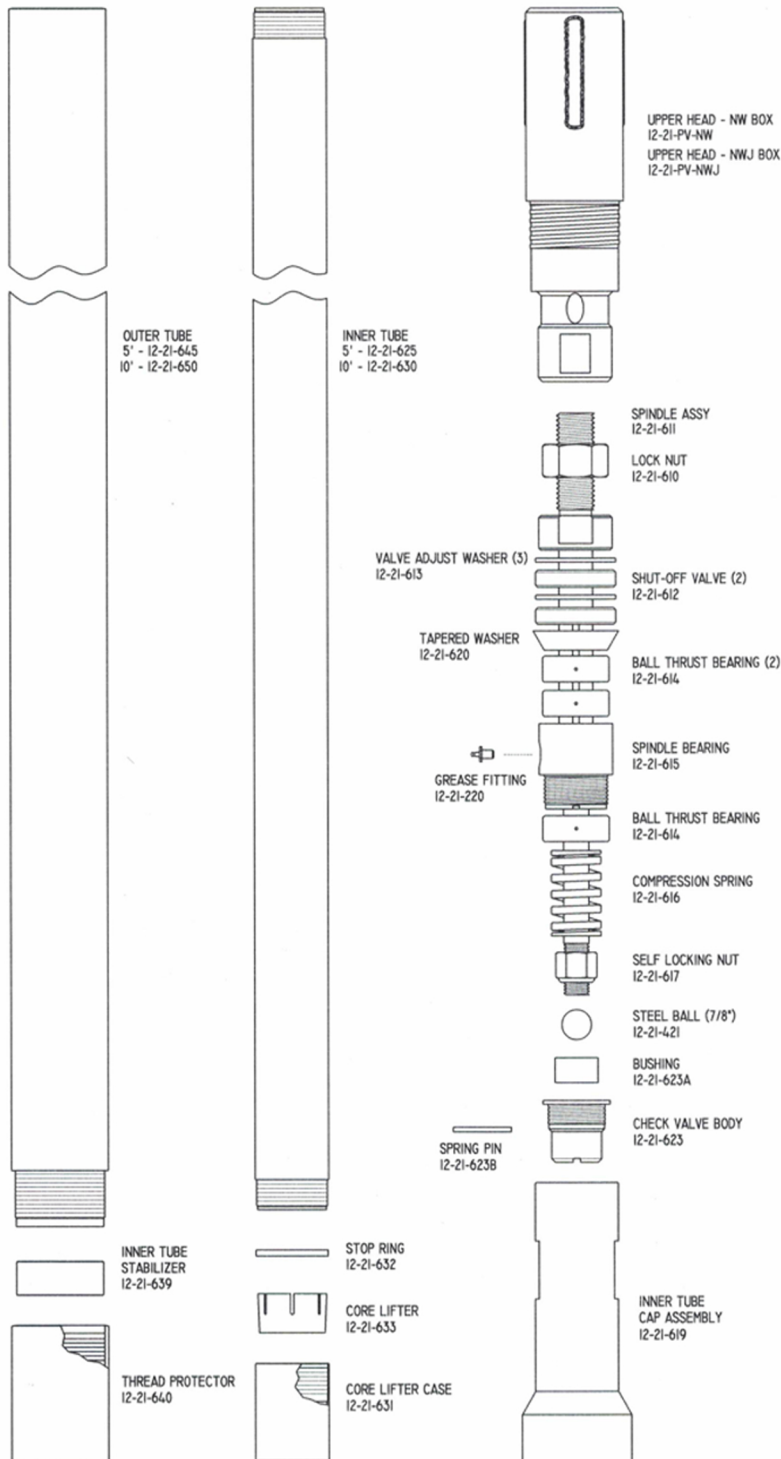




# Conventional Core Barrel (PV)

N&N Drilling Supply Mfr. • (800) 334-4927

<u>ASSEMBLIES</u>	
<u>Description</u>	<u>Part #</u>
PV Core Barrel 5' - NW Box	PV-5-NW
PV Core Barrel 10' - NW Box	PV-10-NW
PV Core Barrel 5' - NWJ Box	PV-5-NWJ
PV Core Barrel 10' - NWJ Box	PV-10-NWJ



Standard

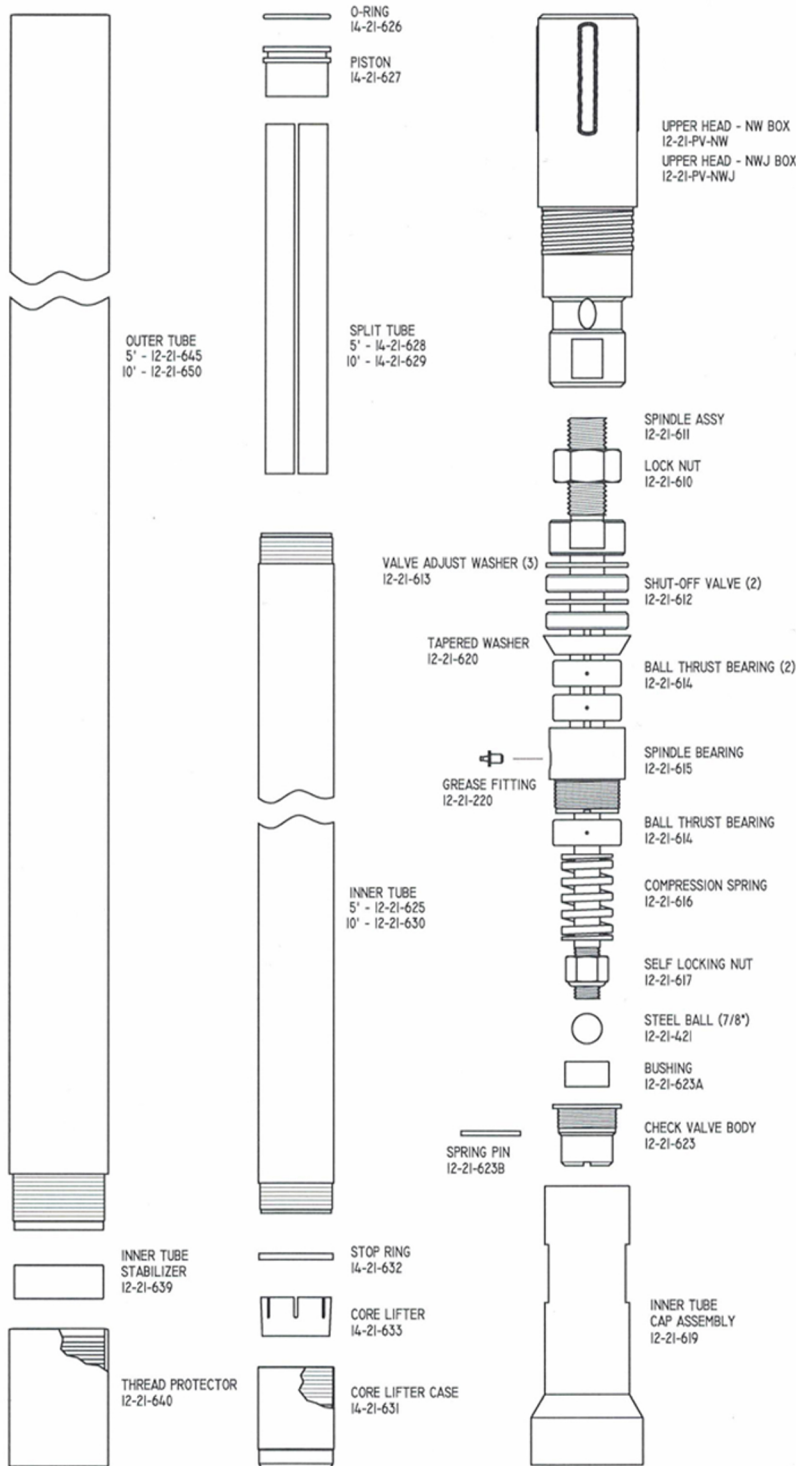


# Conventional Core Barrel (PV-3)

N&N Drilling Supply Mfr. • (800) 334-4927

## ASSEMBLIES

Description	Part #
PV3 Core Barrel 5' - NW Box	PV3-5-NW
PV3 Core Barrel 10' - NW Box	PV3-10-NW
PV3 Core Barrel 5' - NWJ Box	PV3-5-NWJ
PV3 Core Barrel 10' - NWJ Box	PV3-10-NWJ



Standard